



Main

| | |
|-------------------------------|---------------------------|
| Range of product | Zelio Relay |
| Product or component type | Socket |
| Contact terminal arrangement | Separate |
| Product compatibility | Plug-in relay RXM (3 C/O) |
| Shape of pin | Flat |
| Device short name | RXZ |
| Sale per indivisible quantity | 10 |

Complementary

| | |
|---|--|
| [Ith] conventional free air thermal current | 5 A , with bus jumper 10 A |
| [Ue] rated operational voltage | < 250 V |
| Tightening torque | < 1 N.m (M3 screw(s)) |
| Fixing mode | By screw panel Clip-on 35 mm symmetrical DIN rail |
| Marking | CE |
| Width | 27 mm |
| Product weight | 0.066 kg |

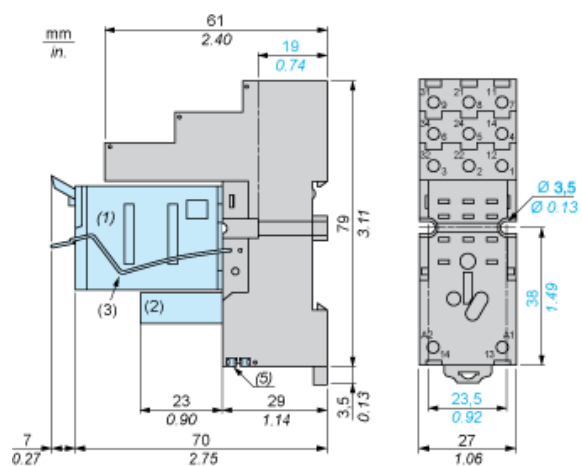
Environment

| | |
|---------------------------------------|--|
| Connections - terminals | Connector, flexible cable with cable end 1 x 0.25...1 x 2.5 mm ² / AWG 22...AWG 14 Connector, flexible cable with cable end 2 x 0.25...2 x 1 mm ² / AWG 22...AWG 17 Connector, solid cable without cable end 1 x 0.5...1 x 2.5 mm ² / AWG 20...AWG 14 Connector, solid cable without cable end 2 x 0.5...2 x 1.5 mm ² / AWG 20...AWG 16 |
| Standards | IEC 61984 |
| Product certifications | Lloyd's UL CSA |
| Ambient air temperature for storage | -40...85 °C |
| Ambient air temperature for operation | -40...55 °C |
| IP degree of protection | IP20 conforming to EN/IEC 60529 |
| Dielectric strength | 2500 V |

Contractual warranty

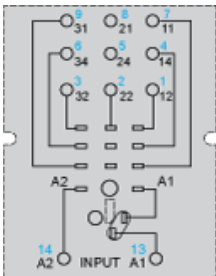
| | |
|-----------------|-----------|
| Warranty period | 18 months |
|-----------------|-----------|

Dimensions



- (1) Relays
- (2) Protection module
- (3) Maintaining clamp
- (4) 2 elongated holes $\varnothing 3.5$ mm x 6.5 mm / $\varnothing 0.13$ in. x 0.25 in.
- (5) 2 bus jumpers

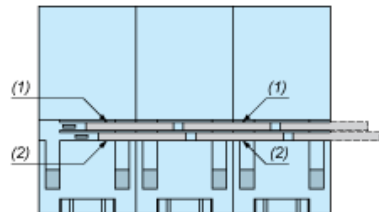
Wiring Diagram



Symbols shown in blue correspond to Nema marking.

Bus Jumpers Mounting on Sockets with Separate Contacts

Example of RXZS2 bus jumper mounting on sockets (view from below)



- (1) 2 bus jumpers (polarity A2)
- (2) 2 bus jumpers (polarity A1)