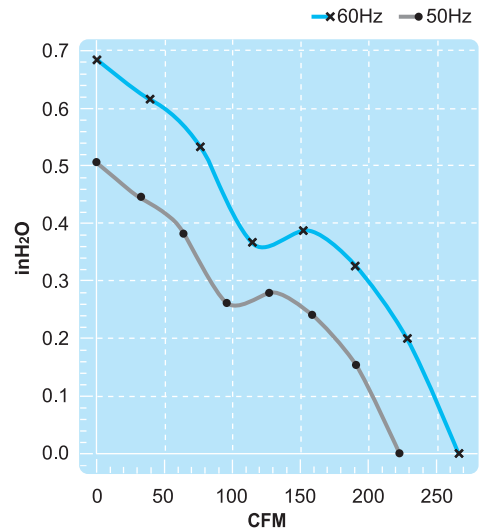

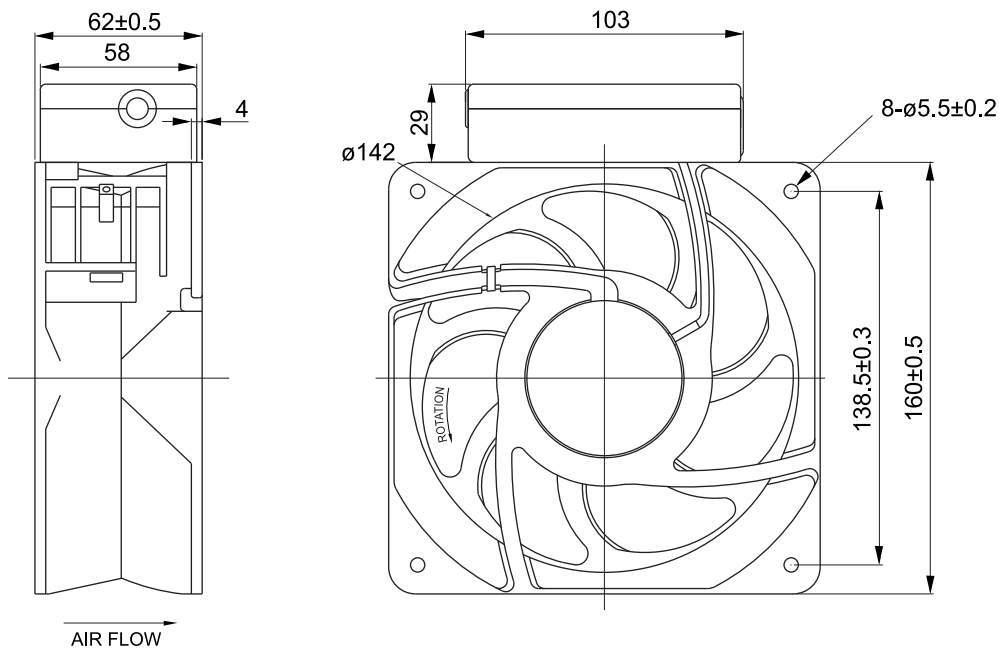


UF16F(C) Series

Size : 160 x 160 x 62
Unit : mm



Thermal Protection



Terminal



Spec.	Rated Voltage	Frequency	Input Power	Rated Current	Locked Current	Speed	Maximum Air Flow	Maximum Air Flow	Maximum Pressure	Maximum Pressure	Noise	Weight
Model	V	Hz	W	A	A	RPM	m ³ /min.	CFM	mmH ₂ O	InchH ₂ O	dB	kg
UF16FC10-H	100V	50	46	0.54	0.88	2850	6.3	222	13.5	0.53	52	1.33
		60	41	0.44	0.92	3400	7.5	265	18.2	0.72	56	
UF16FC11-H	115V	50	46	0.43	0.80	2850	6.3	222	13.5	0.53	52	1.33
		60	41	0.34	0.79	3400	7.5	265	18.2	0.72	56	
UF16FC20-H	200V	50	46	0.27	0.45	2850	6.3	222	13.5	0.53	52	1.33
		60	41	0.22	0.48	3400	7.5	265	18.2	0.72	56	
UF16FC23-H	230V	50	46	0.22	0.20	2850	6.3	222	13.5	0.53	52	1.33
		60	41	0.17	0.41	3400	7.5	265	18.2	0.72	56	