



Flush Mounted Slim LED Panel 3000K

Slim LED Panel (3000K)

- High quality reinforced plastic body. Applicable to many areas such as stone wool and drywall and easy to mount.
- Equipped with antireflective diffuser covers with homogenous dispersion, resistant to blenching and changing colors during its lifetime.
- LED panel luminaries with separate, energy-saving and constant current outlet drivers.


Product Details

Product Code	Type	Power (W)	Lamp Type	Luminous Flux	Dimensions (mm)	Cutout ø (mm)	Weight (kg)
LPLA21W063	Square	6	LED	360lm	120x120	105x105	0,120
LPLA21W123	Square	12	LED	850lm	170x170	155x155	0,210
LPLA21W183	Square	18	LED	1350lm	225x225	210x210	0,360

Technical Information



Areas of Usage



6W Square Type LED Panel - 3000K

6w



LPLA21W063

Technical Specifications

220V - 240V

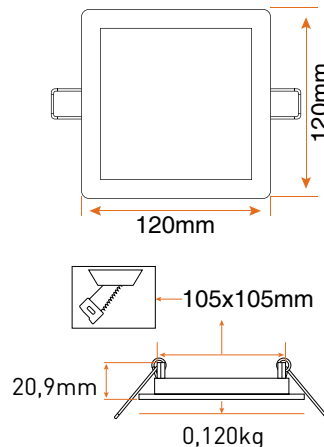
3000K

360lm

Ra > 80

- Long-lasting LED 20,000 hours
- High surge protection: 0.5kV
- Confirmed CE and IEC safety standard
- Optics: Polycarbonate diffuser

Technical Drawing



12W Square Type LED Panel - 3000K

12w



LPLA21W123

Technical Specifications

220V - 240V

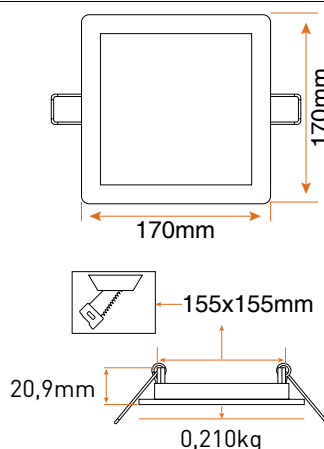
3000K

850lm

Ra > 80

- Long-lasting LED 20,000 hours
- High surge protection: 0.5kV
- Confirmed CE and IEC safety standard
- Optics: Polycarbonate diffuser

Technical Drawing



18W Square Type LED Panel - 3000K

18w



LPLA21W183

Technical Specifications

220V - 240V

3000K

1350lm

Ra > 80

- Long-lasting LED 20,000 hours
- High surge protection: 0.5kV
- Confirmed CE and IEC safety standard
- Optics: Polycarbonate diffuser

Technical Drawing

