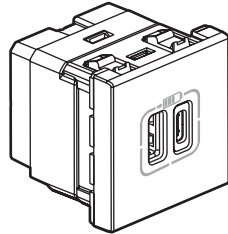


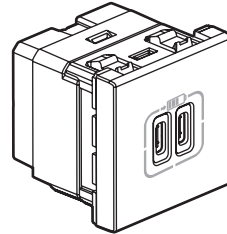
**Mosaic™**

Cat. No(s): 0 775 90/92 - 0 793 90/92

**USB Type-A + USB Type-C charger**  
**USB Type-C charger**



0 775 92 - 0 793 92



0 775 90 - 0 793 90

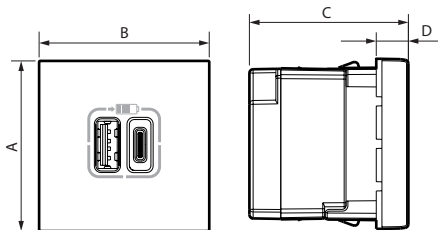
**1. USE**

For recharging portable devices such as phones, smartphones, tablets, MP3 or MP4 players, loudspeakers, watches, game consoles, powerbanks.

**2. RANGE**

USB chargers 5.0 V <sub>DC</sub> / 3.0 A	White	Aluminium
<b>1 USB Type-A + 1 USB Type-C</b> (1 output Type-A - 1 output Type-C)	0 775 92	0 793 92
<b>1 USB Type-C</b> (2 outputs Type-C)	0 775 90	0 793 90

**3. DIMENSIONS (mm)**



A	B	C	D
45	45	42	8.5

**4. CONNECTION**

Type of terminals: with screws  
 Terminal capacity: 2 x 2.5 mm<sup>2</sup>  
 Stripping length: 6 mm  
 Screwdriver: flat 3.5 mm

**5. TECHNICAL CHARACTERISTICS**

■ **5.1 Mechanical characteristics**

Impact tests: IK 04  
 Penetration by solid bodies/liquid: IP 40

■ **5.2 Material characteristics**

Base: PC  
 Cover-plate: PC  
 Self-extinguishing:  
 850°C/30 s for insulating parts holding live parts in place.  
 650°C/30 s for other insulating components.

■ **5.3 Climatic characteristics**

Storage temperature: - 20°C to + 70°C  
 Operating temperature: 0°C to + 45°C

■ **5.4 Electrical characteristics**

All values listed below are measured at an ambient temperature of + 20° and after 30 minutes of operation.

Nominal input voltage	100-240 V~
Nominal input frequency	50/60 Hz
Maximum input current	0,3 A
Maximum output current Type-A + Type-C Maximum output current Type-C	3.0 A shared on A and C output 3.0 A
Output power	15,0 W
Nominal output voltage	5,0 V <sub>DC</sub>
Power average efficiency	80,3 %
Maximum power consumption in standby	0,07 W
Consumption class without load and average level of efficiency: Level VI *	
Protection class	II - Low voltage

\*Nota: European Regulation No. 278/2009 of 6 April 2009, Directive 2009/125/EC on eco-design requirements for AC/DC power supplies.

**Note :** To optimize the charging time of your device, ensure turn it off during the charging phase.

## 6. CLEANING

Surface cleaning with a cloth.  
Do not use: acetone, tar remover, trichlorethylene.

**Caution:** A preliminary test should be carried out if other specific cleaning products are to be used.

## 7. STANDARDS AND APPROVALS

Compliance with installation and manufacturing standards.  
Refer to e-catalogue.