

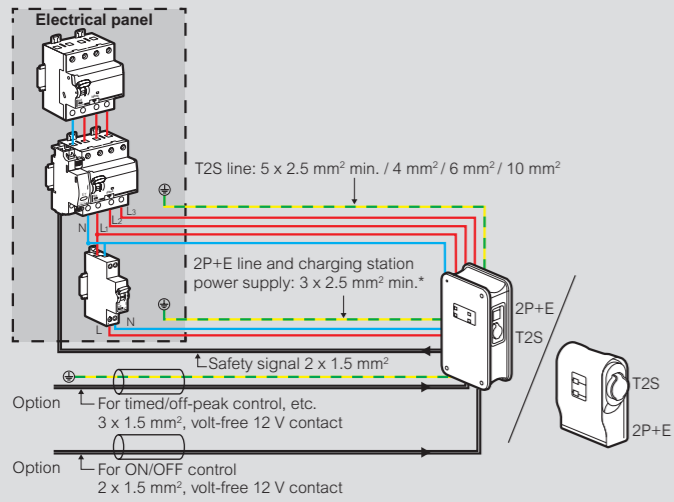
# Green'up™ Premium charging stations

for electric vehicle charging (continued)

## Installation principle (continued)

Note: the wiring must be doubled up for a 2-vehicle charging station. The installation of a surge protective device is recommended.

### Three-phase charging stations



Cat.Nos	0 590 02/48/49			
Power setting (kW)	11	15	18	22
Charging station rating (A)	16	20	25	32
T2S line protection rating	20 A, C curve	25 A, C curve	32 A, C curve	40 A, C curve
RCD	30 mA Type B	30 mA Type B	30 mA Type B	30 mA Type B
RCCB	4 118 46	4 118 46	4 118 46	4 118 46
T2S line protection circuit breaker	4 079 29 (6000/10 kA)	4 079 30 (6000/10 kA)	4 079 31 (6000/10 kA)	4 079 32 (6000/10 kA)
T2S line csa (mm² minimum)	2,5	4	6	10
2P+E line protection rating	20 A, C curve	20 A, C curve	20 A, C curve	20 A, C curve
2P+E line protection circuit breaker*	4 077 43 (6000/10 kA)	4 077 43 (6000/10 kA)	4 077 43 (6000/10 kA)	4 077 43 (6000/10 kA)
2P+E line csa (mm² minimum)	2,5	2,5	2,5	2,5
Shunt trip / safety signal	4 062 76	4 062 76	4 062 76	4 062 76

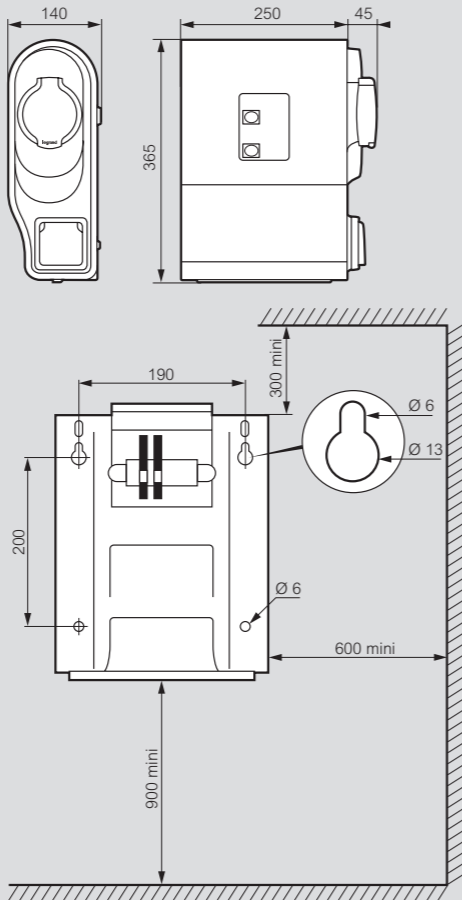
\* Except 0 590 02

Charging stations compliant with ZE Ready 1.2 specifications for construction regulations applicable to these products. ZE Ready is a registered trademark of Renault.

## Dimensions and mounting for plastic charging stations (mm)

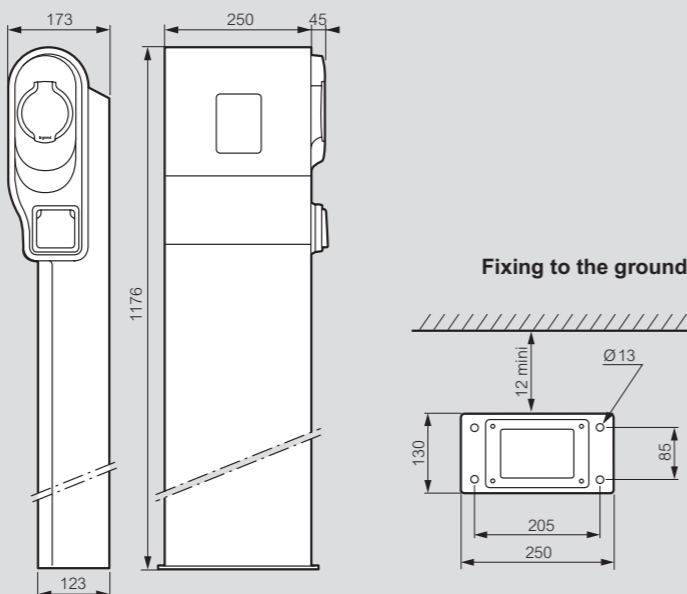
### Wall mounting charging stations

Cat.Nos 0 590 00/01/02/30/35



### Free standing charging stations

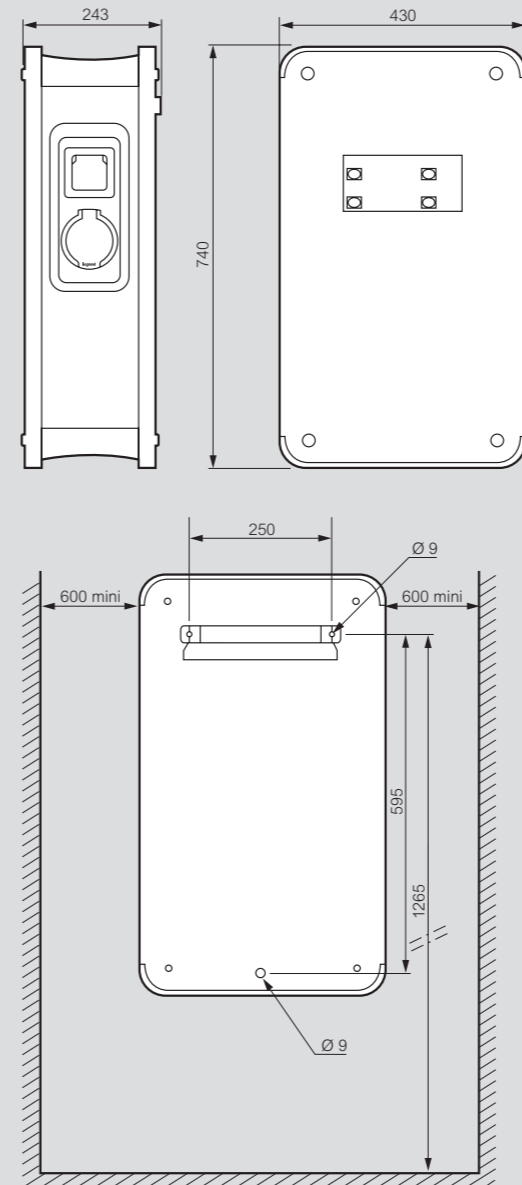
Cat.Nos 0 590 00/01/02/30/35 + 0 590 52



## Dimensions and mounting for metal charging stations

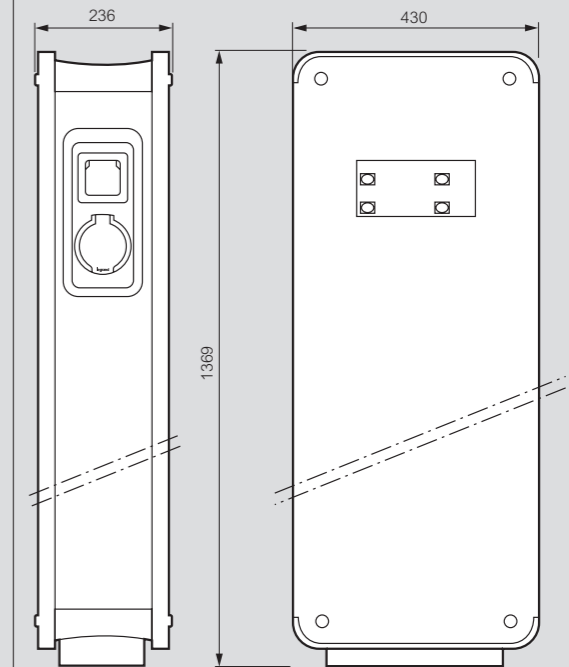
### Wall mounting charging stations with front cover

Cat.Nos 0 590 41/42/43/44/48/49 + 0 590 53



### Free standing charging stations with front cover

Cat.Nos 0 590 41/42/43/44/48/49 + 0 590 54



### Fixing to the ground

