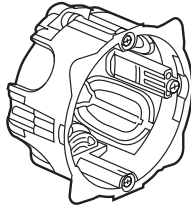


Batibox™ Boxes - Dry partitions

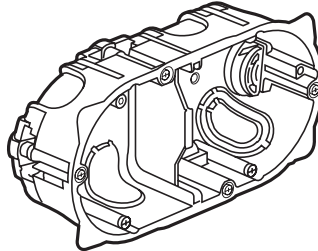
Cat. No(s): 0 800 40/41/42/43/44/49/51/52/53/54/61



0 800 40



0 800 41



0 800 42

CONTENTS

Pages

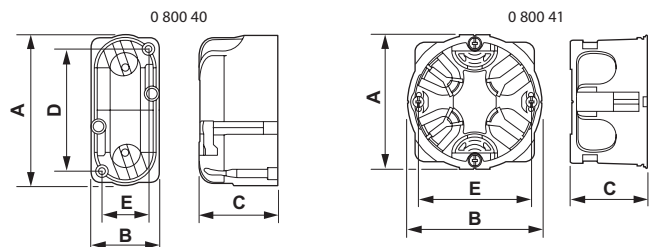
1. Range	1
2. Dimensions	1
3. Positioning	2-3
4. General characteristics	3
5. Conformity - Approvals.....	3
6. Accessories	3

1. RANGE

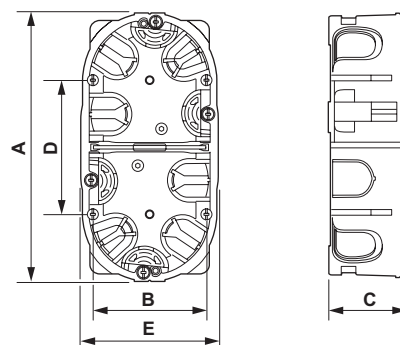
	Description	Cat. No.	Weight (g)	Characteristics
	1/2-gang accessory box	0 800 40	20	Narrow-gang, 1 module Depth: 40 mm Ø 32 mm
	1-gang accessory box	0 800 41	23	1-gang - 2 modules Depth: 40 mm Ø 67 mm
	2-gang accessory box	0 800 42	51	2-gang - 4-5 modules Depth: 40 mm Ø 67 mm
	3-gang accessory box	0 800 43	74	3-gang - 6-8 modules Depth: 40 mm Ø 67 mm
	4-gang accessory box	0 800 44	102	4-gang - 10 modules Depth: 40 mm Ø 67 mm
	3-module accessory box	0 800 49	39	3 modules Depth: 40 mm Ø 67 mm
	1-gang accessory box	0 800 51	28	1-gang - 2 modules Depth: 50 mm Ø 67 mm
	2-gang accessory box	0 800 52	59	2-gang - 4-5 modules Depth: 50 mm Ø 67 mm
	3-gang accessory box	0 800 53	86	3-gang - 6-8 modules Depth: 50 mm Ø 67 mm
	4-gang accessory box	0 800 54	119	4-gang - 10 modules Depth: 50 mm Ø 67 mm
	1-gang accessory box	0 800 61	32	1-gang - 2 modules Depth: 60 mm Ø 67 mm

2. DIMENSIONS

Cat. No.	A	B	C	D	E
0 800 40	76.5	35.5	40	62	23
0 800 41	71	71	40	-	60
0 800 42	142	72.8	40	71	60
0 800 43	213	72.8	40	71	60
0 800 44	284	72.8	40	71	60
0 800 49	111	71	40	83.5	-
0 800 51	71	71	50	-	60
0 800 52	142	72.8	50	71	60
0 800 53	213	72.8	50	71	60
0 800 54	284	72.8	50	71	60
0 800 61	71	71	60	-	60



Other catalogue numbers



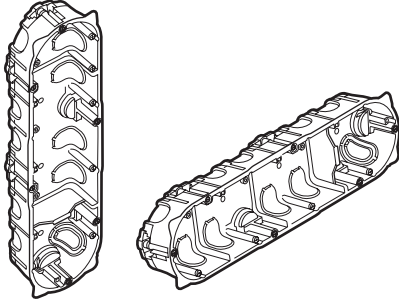
Batibox™

Boxes - Dry partitions

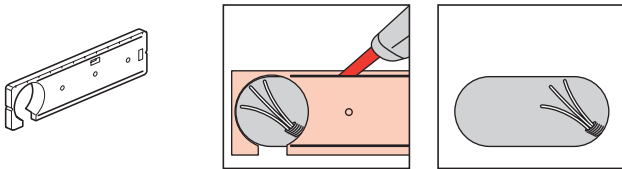
Cat. No(s): 0 800 40/41/42/43/44/49/51/52/53/54/61

3. POSITIONING

Boxes for flush mounting in plasterboard, plywood, wood, sheet steel.
For mounting between 1 module (narrow-gang) and 10 (4-gang) modules in a monobloc box.
For multi-gang boxes, vertical or horizontal mounting is possible with the same box.



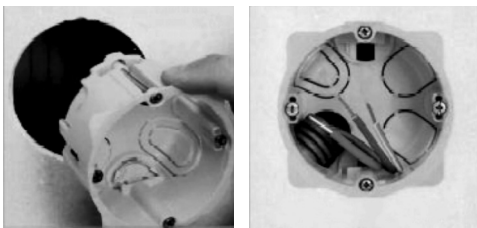
Positioning template Cat. No. 0 800 77 can be used to simplify installation of multi-gang boxes.



- Drilled with $\varnothing 67/68$ mm hole saw
 $\varnothing 67$ mm box for better wiring space ($\varnothing 67$ mm hole saw)




- The wide flange and captive cable clamps ensure boxes are held in place securely.



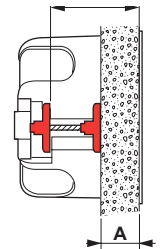
Convenient to install.
Retractable gripping clamps.
The wide flange ensures boxes are held in place more securely (suitable for $\varnothing 67$ to 68 mm holes).

3. POSITIONING (continued)

- Held by plastic clamps with a wide tightening range (at least 2 x BA13).
They automatically go into position during screwing-in, even with an electric screwdriver (No.1 Phillips head).



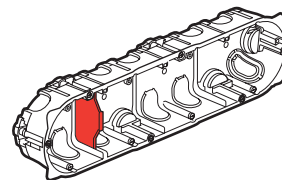
Clamp-fixing	Range	
	A min.	B max.
0 800 40	3 mm	30 mm
40 mm boxes	5 mm	27 mm
50 mm boxes	5 mm	36 mm
0 800 61	11 mm	42 mm



- Multiple options for cable entries (on side and back of box) which can be knocked out without the need for a tool.

Cat. No.	Number of entries (mm)
0 800 40	1 x 16 - 1 x 20
0 800 41	2 x 16 or 25 - 4 x 20
0 800 42	2 x 16 or 25 - 4 x 20
0 800 43	2 x 16 or 25 - 8 x 20
0 800 44	2 x 16 or 25 - 10 x 20
0 800 49	1 x 16 - 4 x 20 - 1 x 25
0 800 51	2 x 16 or 25 - 1 x 25
0 800 52	2 x 16 or 25 - 4 x 20
0 800 53	2 x 16 or 25 - 8 x 20
0 800 54	2 x 16 or 25 - 10 x 20
0 800 61	2 x 16 or 25 - 2 x 20 or 12

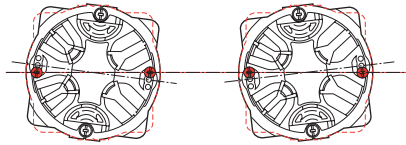
- Separation of mains voltage and ELV is possible using the removable divider supplied.



Boxes - Dry partitions

3. POSITIONING (continued)

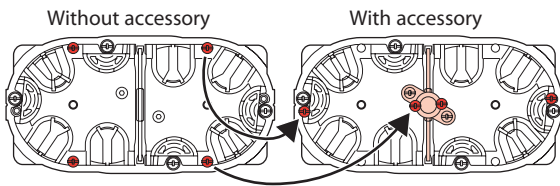
- Vertical level adjustment
Vertical level adjustment is only possible on the 1-gang box.



Cat. Nos. 0 800 41/51/61

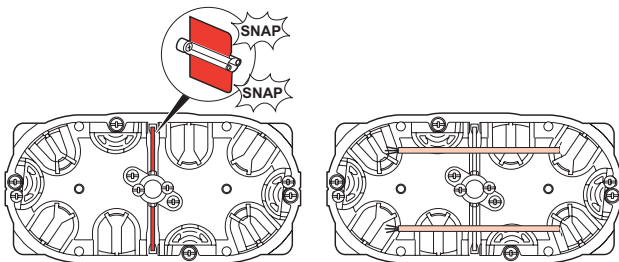
Fixing centres for 2, 3 and 4 gangs: 71 mm
Fixing centres for 1 module: 43 mm
Fixing centres for 3 modules: 40 mm

- For all other Sagane type accessory ranges, fixed with just horizontal screws, all 4 screws and the endpieces will need to be moved to the centre with screw accessory Cat. Nos. 0 800 71/72.



Screw accessory 0 800 71 for a depth of 40 mm
0 800 72 for a depth of 50 mm

- The separations can be broken in order to run cables through.



- Table of which boxes to use with each wiring accessory range

	Céliane	Mosaic	Plexo	Neptune	Sagane	Sagane Plexo
1 module	X	X				
1-gang	X	X	X	X	X	X
3 modules		X				
2-gang	X	X	X		X ⁽¹⁾	X ⁽¹⁾
3-gang	X	X	X		X ⁽¹⁾	X ⁽¹⁾
4-gang	X	X			X ⁽¹⁾	

⁽¹⁾ Only with horizontal accessory 0 800 71/72

- Can be tightened with cordless screwdriver (No.1 Phillips head) (minimum torque setting).
- Held by plastic clamps with a wide tightening range (at least 2 x BA13).
- Can be dismantled (using a screwdriver) with captive cable clamp system.

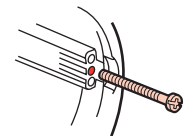
4. GENERAL CHARACTERISTICS

Flush-mounting boxes for dry partitions which take screw-fixing accessories. Cat. Nos. 0 800 41, 0 800 51 and 0 800 61 can also take claw-fixing accessories. The boxes are fixed to the structure with plastic clamps except Cat. No. 0 800 40 (metal clamps). Multi-gang boxes are fixed with plastic clamps.

1/2-gang box	0 800 40	2 metal clamps
1-gang box	0 800 41/51/61	2 plastic clamps
2-gang box	0 800 42/52	4 plastic clamps
3-module box	0 800 49	2 plastic clamps
3-gang box	0 800 43/53	4 plastic clamps
4-gang box	0 800 44/54	6 plastic clamps

4.1 Technical characteristics

- Boxes: Yellow polypropylene
- Self-extinguishing 850°C/30 s
- Screws: grey hardened nickel and zinc plated steel screws with 28 mm shaft (No.1 Phillips head)
- From 1 module to 4 gangs
- Drill holes: ø 32 mm for Cat. No. 0 800 40
- Drill holes: ø 67/68 mm
- IP 20
- IK 04
- Min. and max. temperature: storage = - 5°C to + 60°C
usage = - 5°C to + 40°C



5. CONFORMITY - APPROVALS

Conforming to CENELEC standard EN 60670-1
Approvals: NF-OC-CCA

Quality marks	Standards	Date obtained
NF (France) 	NF EN 60670-1	19/02/2007

6. ACCESSORIES

Can be converted to junction boxes by adding covers:
1-gang 0 801 80 Ø 85 mm

0 892 81 80 x 80 mm

2-gang 0 801 82 80 x 155 mm

Positioning template: 0 800 77

Hole saw: 0 800 67 Ø 67 mm

Long screws (No.1 Phillips head): 0 801 97

Fixing recess: 0 800 71 depth 40 mm
0 800 72 depth 50 mm

