


DPX³ 1600

thermal magnetic release MCCBs from 630 to 1250 A

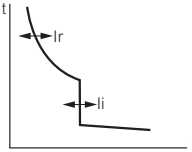


4 222 78

4 222 83

Dimensions **see e-catalogue**
Electrical characteristics **see e-catalogue**

Moulded case MCCBs for switching, control isolation and protection of low voltage electrical lines
Can be fitted with auxiliaries (p. 154)
Can be used with residual current relays (p. 155)
Supplied complete with:
- connection plates for bars
- insulated shields (phase barriers)
Conform to IEC 60947-2 - Sealable adjustment
Can be mounted on plate in XL³ cabinets and enclosures

Pack	Cat.Nos		
			MCCBs thermal magnetic release fixed version
			Thermal adjustable from 0.8 to 1 In Magnetic adjustable from 5 to 10 In
			
			Breaking capacity Icu 36 kA (400 V~)
	3P	4P	In (A)
1	4 222 51	4 222 56	630
1	4 222 52	4 222 57	800
1	4 222 53	4 222 58	1000
1	4 222 54	4 222 59	1250
	3P + N/2		
1	4 222 60		1000
1	4 222 61		1250
			Breaking capacity Icu 50 kA (400 V~)
	3P	4P	In (A)
1	4 222 63	4 222 68	630
1	4 222 64	4 222 69	800
1	4 222 65	4 222 70	1000
1	4 222 66	4 222 71	1250
	3P + N/2		
1	4 222 72		1000
1	4 222 73		1250
			Breaking capacity Icu 70 kA (400 V~)
	3P	4P	In (A)
1	4 222 75	4 222 80	630
1	4 222 76	4 222 81	800
1	4 222 77	4 222 82	1000
1	4 222 78	4 222 83	1250
	3P + N/2		
1	4 222 84		1000
1	4 222 85		1250
			Breaking capacity Icu 100 kA (400 V~)
	3P	4P	In (A)
1	4 222 87	4 222 92	630
1	4 222 88	4 222 93	800
1	4 222 89	4 222 94	1000
1	4 222 90	4 222 95	1250
	3P + N/2		
1	4 222 96		1000
1	4 222 97		1250

DPX³ 1600

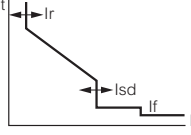
S1 electronic release MCCBs from 630 to 1600 A



4 225 59

Dimensions **see e-catalogue**
Electrical characteristics **see e-catalogue**

Moulded case MCCBs for switching, control isolation and protection of low voltage electrical lines
Can be fitted with auxiliaries (p. 154)
Can be used with residual current relays (p. 155)
Do not accept DPX³ electronic interface for Modbus Cat.No 4 210 75 (p. 154)
Supplied complete with:
- connection plates for bars
- insulated shields (phase barriers)
Conform to IEC 60947-2 - Sealable adjustment
Can be mounted on plate in XL³ cabinets and enclosures

Pack	Cat.Nos		
			MCCBs electronic release S1 fixed version
			Adjustment of Ir, I _{sd} (p. 145) Instantaneous protection I _f = 20 kA Green indicator lamp Connector for test unit Dynamic selectivity 4P version: adjustment of neutral on front panel
			
			Breaking capacity Icu 36 kA (400 V~)
	3P	4P	In (A)
1	4 225 39	4 225 45	630
1	4 225 40	4 225 46	800
1	4 225 41	4 225 47	1000
1	4 225 42	4 225 48	1250
1	4 225 43	4 225 49	1600
			Breaking capacity Icu 50 kA (400 V~)
1	4 225 51	4 225 57	630
1	4 225 52	4 225 58	800
1	4 225 53	4 225 59	1000
1	4 225 54	4 225 60	1250
1	4 225 55	4 225 61	1600
			Breaking capacity Icu 70 kA (400 V~)
1	4 225 63	4 225 69	630
1	4 225 64	4 225 70	800
1	4 225 65	4 225 71	1000
1	4 225 66	4 225 72	1250
1	4 225 67	4 225 73	1600
			Breaking capacity Icu 100 kA (400 V~)
1	4 225 75	4 225 81	630
1	4 225 76	4 225 82	800
1	4 225 77	4 225 83	1000
1	4 225 78	4 225 84	1250

For DPX 1600 electronic release S1
Please, consult us

