

**RS401GL
THRU
RS407GL**

Features

- Halogen free available upon request by adding suffix "-HF"
- Ideal for printed circuit board
- Reliable low cost construction utilizing molded plastic technique
- High surge current capability
- UL Recognized File # E165989
- Epoxy meets UL 94 V-0 flammability rating
- Moisture Sensitivity Level 1
- Lead Free Finish/Rohs Compliant (Note1) ("P" Suffix designates Compliant. See ordering information)
- High case dielectric strength of 1500 V_{RMS}

Maximum Ratings

- Operating Junction Temperature: -55°C to +150°C
- Storage Temperature: -55°C to +150°C

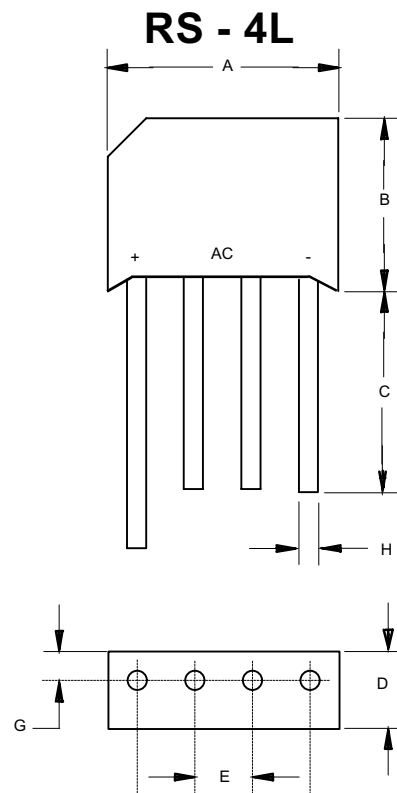
MCC Catalog Number	Device Marking	Maximum Recurrent Peak Reverse Voltage	Maximum RMS Voltage	Maximum DC Blocking Voltage
RS401GL	RS401GL	50V	35V	50V
RS402GL	RS402GL	100V	70V	100V
RS403GL	RS403GL	200V	140V	200V
RS404GL	RS404GL	400V	280V	400V
RS405GL	RS405GL	600V	420V	600V
RS406GL	RS406GL	800V	560V	800V
RS407GL	RS407GL	1000V	700V	1000V

Electrical Characteristics @ 25°C Unless Otherwise Specified

Average Forward Current	I _{F(AV)}	4.0A	T _A = 50°C
Peak Forward Surge Current	I _{FSM}	200A	8.3ms, half sine
Maximum Forward Voltage Drop Per Element	V _F	1.1V	I _{FM} = 4.0A; T _A = 25°C (Note 2)
Maximum DC Reverse Current At Rated DC Blocking Voltage	I _R	5µA 100µA	T _A = 25°C T _A = 125°C
Typical Thermal Resistance(Note 3)	R _{thJL} R _{thJC}	2.4°C/W 5.0°C/W	

- Notes: 1. High Temperature Solder Exemption Applied, see EU Directive Annex Notes 7
2. Pulse Test: Pulse Width 300µsec, Duty Cycle 1%
3. Unit mount on P.C.B. 0.6" x 0.6" (16mmx16mm) Copper pads

**4 Amp Single Phase
Glass Passivated
Bridge Rectifier
50 to 1000 Volts**



DIM	DIMENSIONS				NOTE
	INCHES		MM		
A	.728	.768	18.50	19.50	
B	.600	.640	15.20	16.30	
C	.630	---	16.00	---	
D	.217	.256	5.50	6.50	
E	.180	.220	4.60	5.60	
G	----	.083	----	2.10	
H	.048	.052	1.20	1.30	

RS401GL thru RS407GL

Figure 1
Typical Forward Characteristics

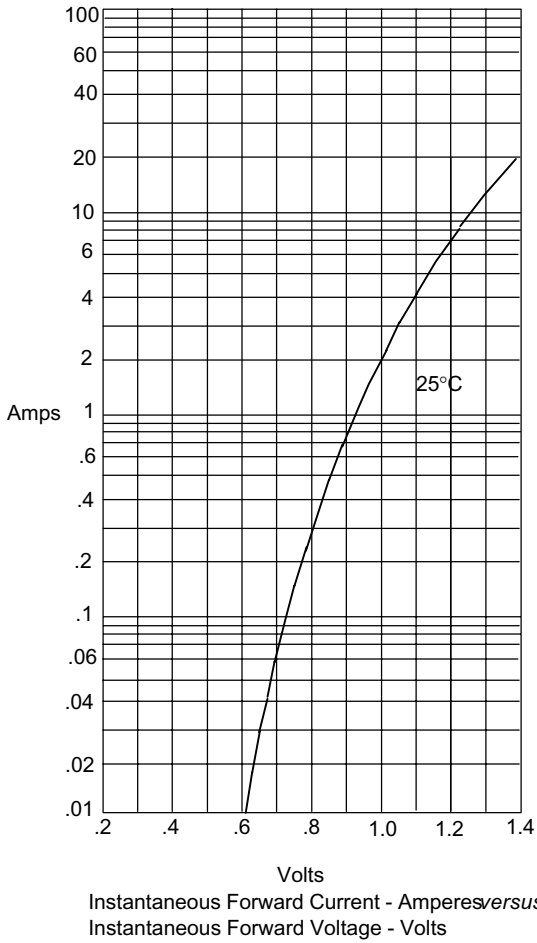


Figure 2
Typical Reverse Characteristics

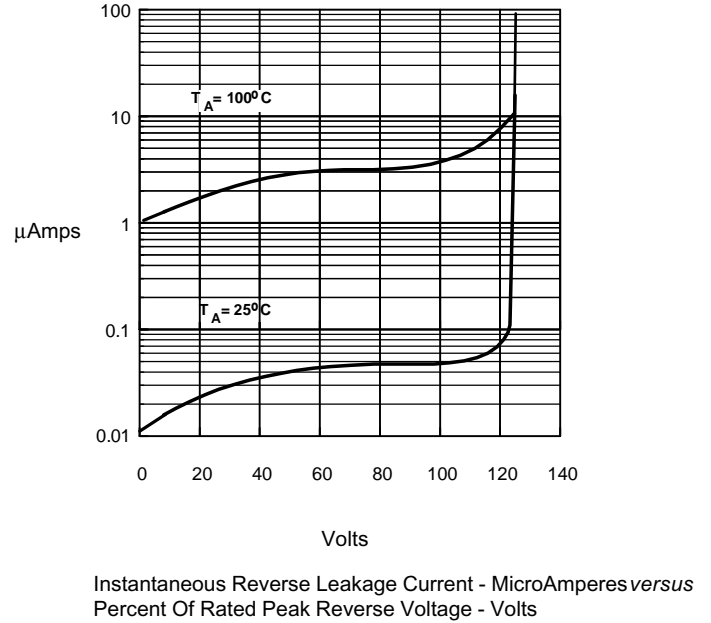


Figure 3
Forward Derating Curve

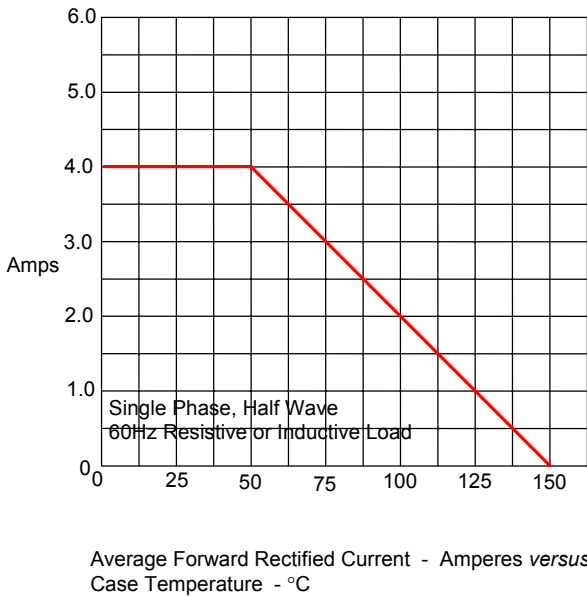
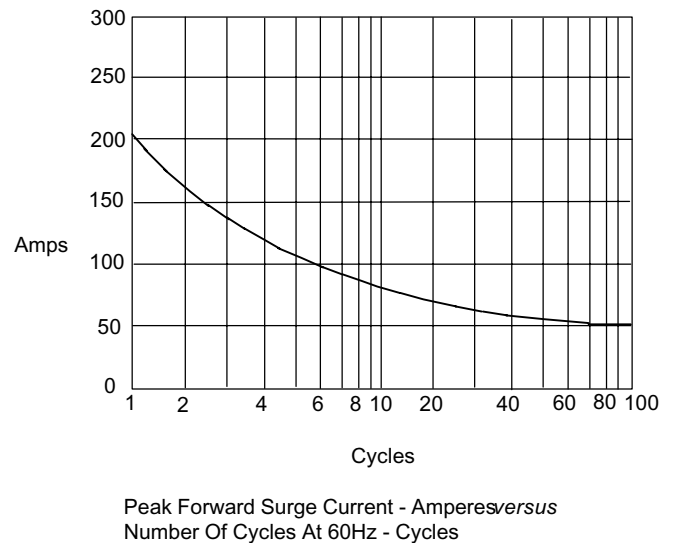


Figure 4
Peak Forward Surge Current





Micro Commercial Components

Ordering Information

Device	Packing
(Part Number)-BP	Bulk;2K/Ctn

Note : Adding "-HF" suffix for halogen free, eg. Part Number-BP-HF

IMPORTANT NOTICE

Micro Commercial Components Corp. reserves the right to make changes without further notice to any product herein to make corrections, modifications , enhancements , improvements , or other changes . **Micro Commercial Components Corp .** does not assume any liability arising out of the application or use of any product described herein; neither does it convey any license under its patent rights ,nor the rights of others . The user of products in such applications shall assume all risks of such use and will agree to hold **Micro Commercial Components Corp .** and all the companies whose products are represented on our website, harmless against all damages.

LIFE SUPPORT

MCC's products are not authorized for use as critical components in life support devices or systems without the express written approval of Micro Commercial Components Corporation.

CUSTOMER AWARENESS

Counterfeiting of semiconductor parts is a growing problem in the industry. Micro Commercial Components (MCC) is taking strong measures to protect ourselves and our customers from the proliferation of counterfeit parts. MCC strongly encourages customers to purchase MCC parts either directly from MCC or from Authorized MCC Distributors who are listed by country on our web page cited below. Products customers buy either from MCC directly or from Authorized MCC Distributors are genuine parts, have full traceability, meet MCC's quality standards for handling and storage. **MCC will not provide any warranty coverage or other assistance for parts bought from Unauthorized Sources.** MCC is committed to combat this global problem and encourage our customers to do their part in stopping this practice by buying direct or from authorized distributors.

www.mccsemi.com