

SKT 40



Stud Thyristor

Line Thyristor

SKT 40

Features

- Hermetic metal case with glass insulator
- Threaded stud ISO M8
- International standard case

Typical Applications*

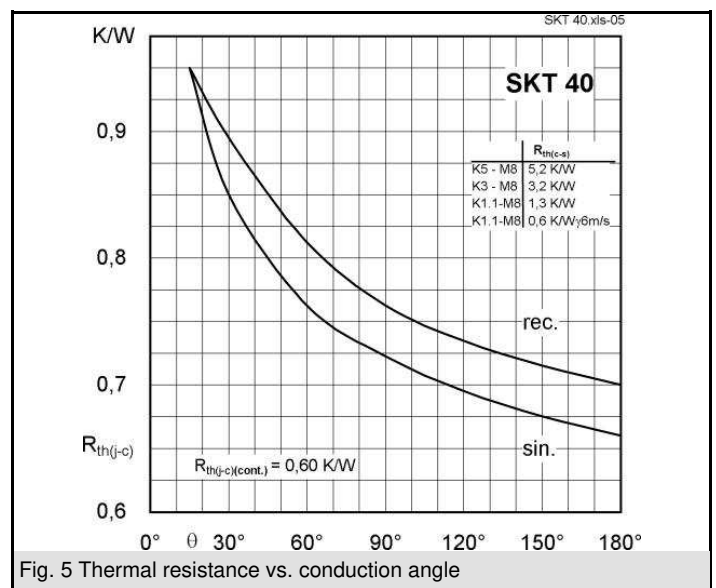
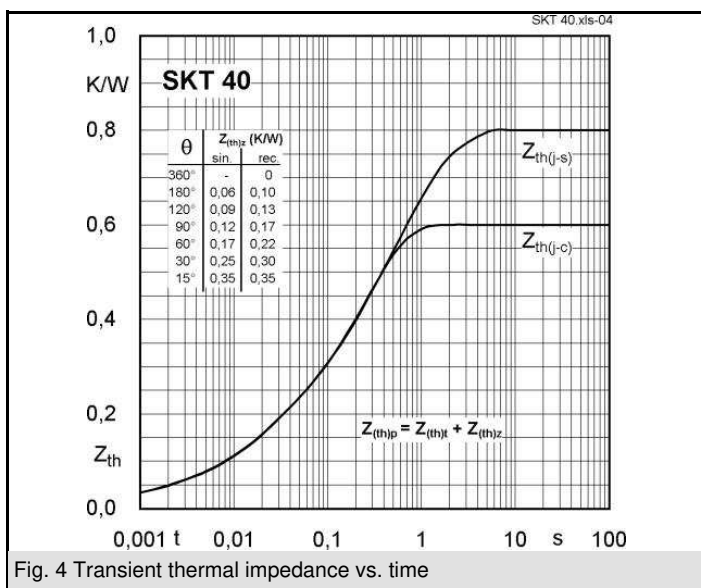
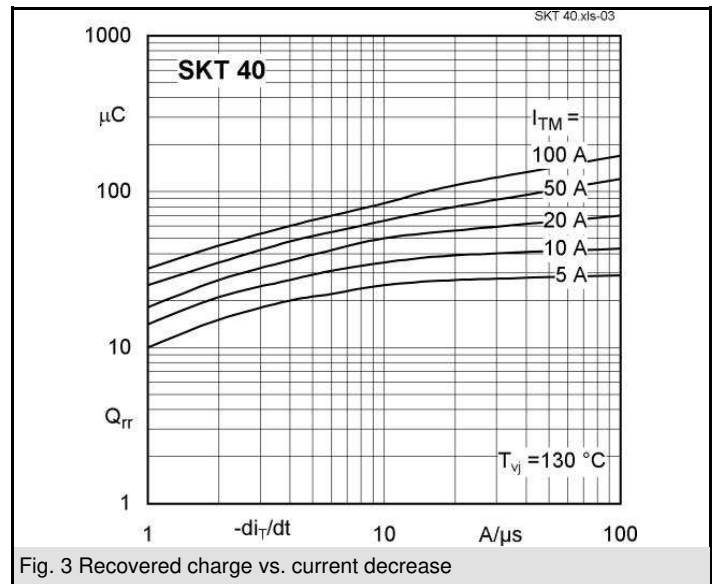
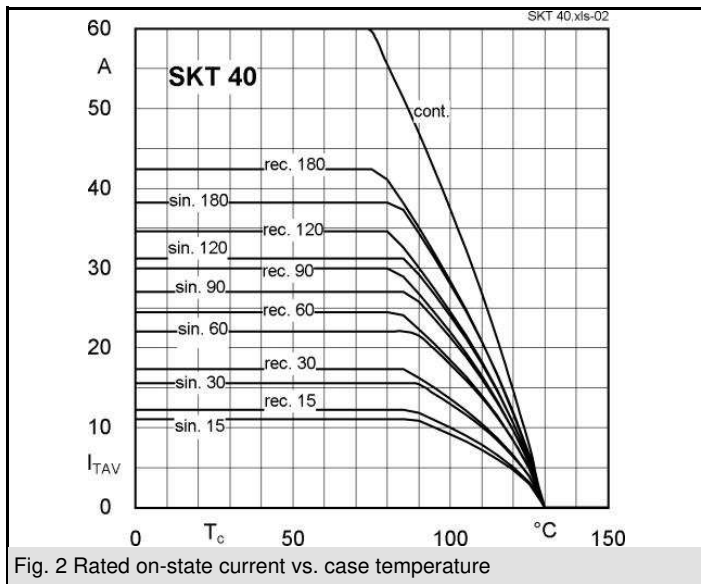
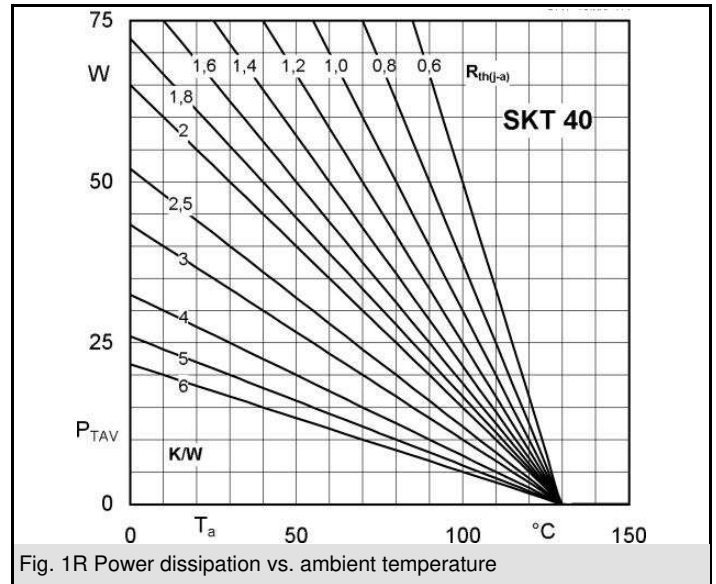
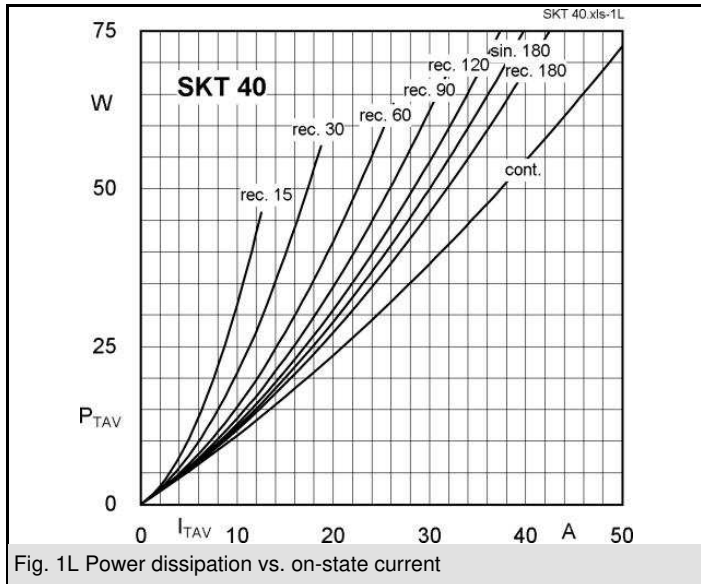
- DC motor control (e. g. for machines tool)
- Controlled rectifiers (e. g. for battery charging)
- AC controllers (e. g. for temperature control)
- Recommended snubber network e. g. for $V_{VRMS} \leq 400$ V:
 $R = 68 \Omega / 11$ W, $C = 0,22 \mu F$

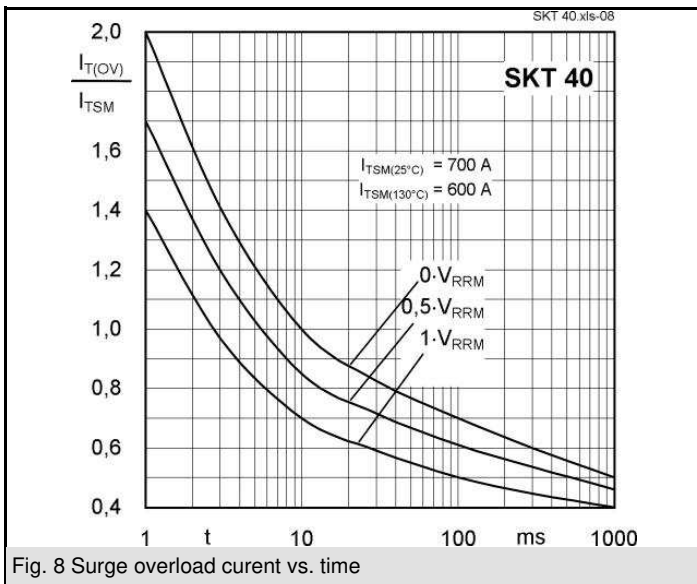
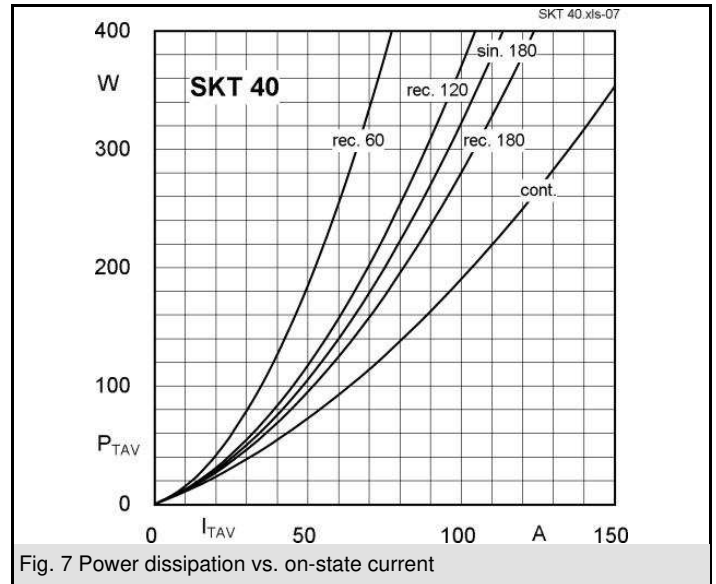
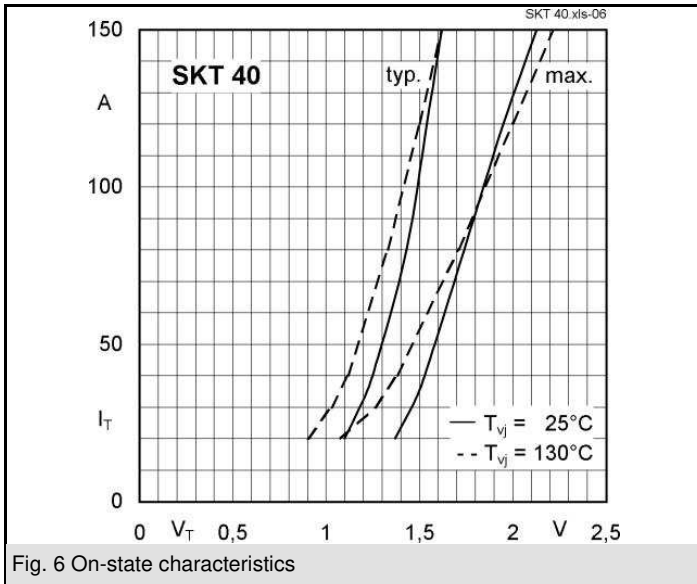
V_{RSM} V	V_{RRM}, V_{DRM} V	$I_{TRMS} = 63$ A (maximum value for continuous operation) $I_{TAV} = 40$ A (sin. 180; $T_c = 80$ °C)	
500	400	SKT 40/04D	
700	600	SKT 40/06D	
900	800	SKT 40/08D	
1300	1200	SKT 40/12E	
1500	1400	SKT 40/14E	
1700	1600	SKT 40/16E	
1900	1800	SKT 40/18E	

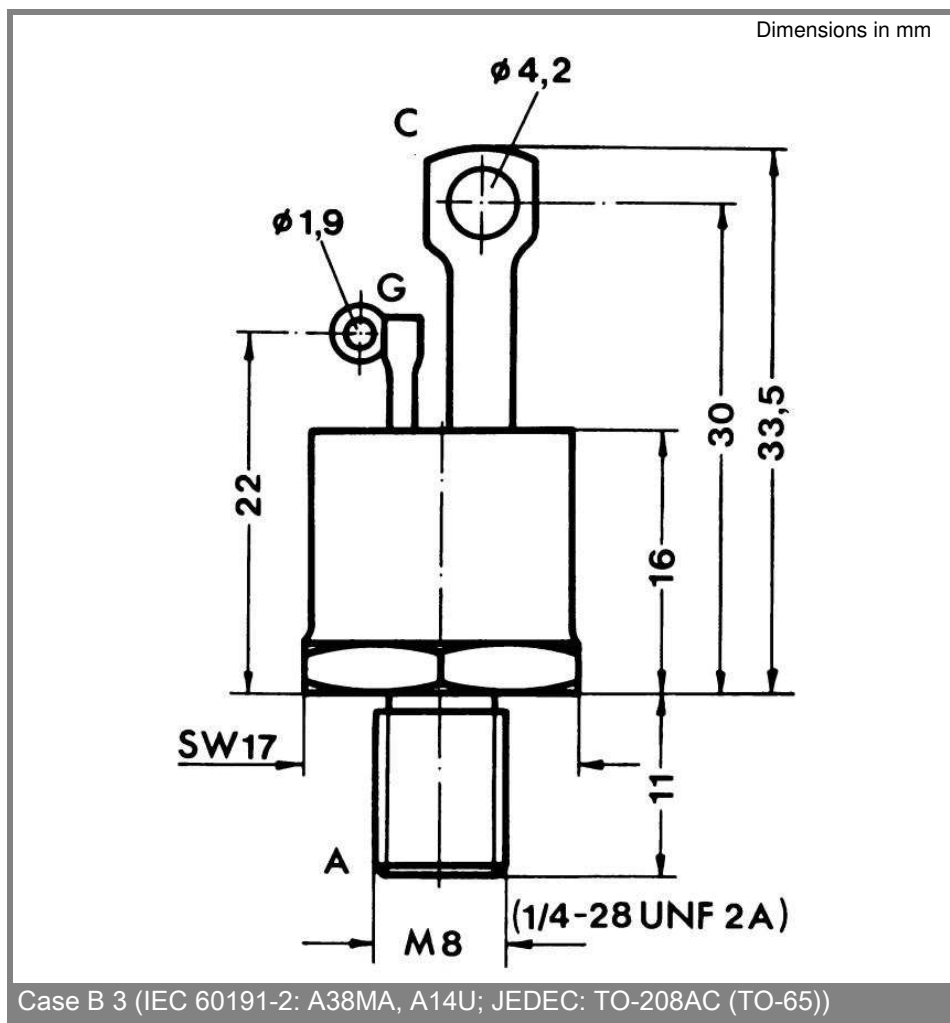
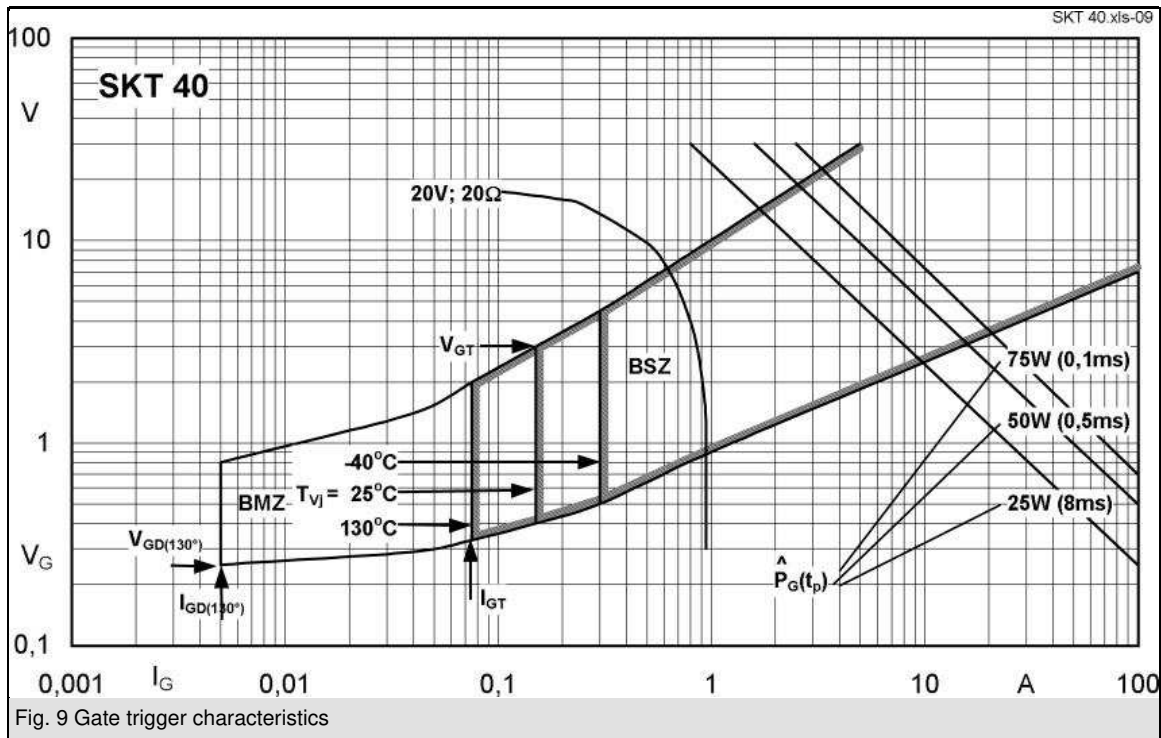
Symbol	Conditions	Values	Units
I_{TAV}	sin. 180; $T_c = 100$ (85) °C;	28 (37)	A
I_D	K5; $T_a = 45$ °C; B2 / B6	24 / 33	A
	K3; $T_a = 45$ °C; B2 / B6	34 / 48	A
I_{RMS}	K3; $T_a = 45$ °C; W1C	38	A
I_{TSM}	$T_{vj} = 25$ °C; 10 ms	700	A
	$T_{vj} = 130$ °C; 10 ms	600	A
i^2t	$T_{vj} = 25$ °C; 8,35 ... 10 ms	2500	A ² s
	$T_{vj} = 130$ °C; 8,35 ... 10 ms	1800	A ² s
V_T	$T_{vj} = 25$ °C; $I_T = 120$ A	max. 1,95	V
$V_{T(TO)}$	$T_{vj} = 130$ °C	max. 1	V
r_T	$T_{vj} = 130$ °C	max. 9	mΩ
I_{DD}, I_{RD}	$T_{vj} = 130$ °C; $V_{RD} = V_{RRM}, V_{DD} = V_{DRM}$	max. 8	mA
t_{gd}	$T_{vj} = 25$ °C; $I_G = 1$ A; $di_G/dt = 1$ A/μs	1	μs
t_{gr}	$V_D = 0,67 * V_{DRM}$	1,5	μs
$(di/dt)_{cr}$	$T_{vj} = 130$ °C	max. 50	A/μs
$(dv/dt)_{cr}$	$T_{vj} = 130$ °C; SKT ...D / SKT ...E	max. 500 / 1000	V/μs
t_q	$T_{vj} = 130$ °C,	100	μs
I_H	$T_{vj} = 25$ °C; typ. / max.	100 / 200	mA
I_L	$T_{vj} = 25$ °C; $R_G = 33 \Omega$; typ. / max.	250 / 400	mA
V_{GT}	$T_{vj} = 25$ °C; d.c.	min. 3	V
I_{GT}	$T_{vj} = 25$ °C; d.c.	min. 150	mA
V_{GD}	$T_{vj} = 130$ °C; d.c.	max. 0,25	V
I_{GD}	$T_{vj} = 130$ °C; d.c.	max. 5	mA
$R_{th(j-c)}$	cont.	0,6	K/W
$R_{th(j-c)}$	sin. 180	0,66	K/W
$R_{th(j-c)}$	rec. 120	0,7	K/W
$R_{th(c-s)}$		0,2	K/W
T_{vj}		- 40 ... + 130	°C
T_{stg}		- 55 ... + 150	°C
V_{isol}		-	V~
M_s	to heatsink	4 (UNF: 2,5)	Nm
a		5 * 9,81	m/s ²
m	approx.	22	g
Case		B 3	



SKT







* The specifications of our components may not be considered as an assurance of component characteristics. Components have to be tested for the respective application. Adjustments may be necessary. The use of SEMIKRON

products in life support appliances and systems is subject to prior specification and written approval by SEMIKRON. We therefore strongly recommend prior consultation of our personal.