

S23 RELAY

SHORI

◆ Features

- 30A general purpose Power Relay.
- SPDM, SPDB, SPDM+DB contact configurations.
- AC & DC coils are both available.

◆ Coil Data (DC)

Rated voltage (V)	Coil Resistance $\pm 10\%$ at 25 ° C (Ω)	Rated Current $\pm 10\%$ (mA)	Pick up Voltage (Max)	Drop out Voltage (Min)	Max continuous Voltage	Power consumption At rated Voltage
6	32	188	80% of rated voltage	10% of rated voltage	110% Max of Rated voltage	Approx.1.2W
9	67	140				
12	120	100				
24	472	50.8				
42	1450	29				
48	1800	26.7				
115	10000	11.5				
125	10000	12.5				

◆ Coil Data (AC)

Rated voltage (V)	Coil Resistance $\pm 10\%$ at 25 ° C (Ω)	Pick up Voltage (Max)	Drop out Voltage (Min)	Max continuous Voltage	Power consumption At rated Voltage
6	4.2	85% of rated voltage	30% of rated voltage	110% Max of Rated voltage	Approx.3.0VA
12	18				
24	72				
120	1700				
240	7200				

◆ Contact Rating

Resistive load	30A/300VAC, 30A/28VDC
----------------	-----------------------

S23 RELAY

SHORI

◆ Ordering information

S23 - 12VDC -1XS- F
1 2 3 4 5

- 1.S23 -- Basic series designation
- 2.12VDC--CoilVoltage
- 3.1X --Single pole double make
1Y --Single pole double break
1Z --Single pole double make/break
- 4. S --Quick connect terminals
P --PCB terminals
- 5. Blank --Standard type
F --Class F

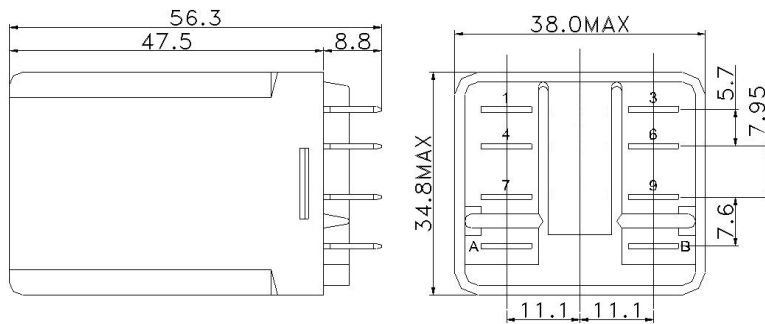
◆ Specification

Contact material	Ag Alloy	
Contact resistance	50 m Ω Max	
Operate time	25 ms Max	
Release time	20 ms Max	
Insulation resistance	100 M Ω Min. (DC 500V)	
Dielectric strength	Between open contact	: AC 1000V ,50/60Hz 1 min.
	Between contact and coil	: AC 2200V, 50/60Hz 1 min.
	Between live parts & ground	: AC 1600V, 50/60Hz 1 min
Vibration resistance	Operating extremes	10~55Hz, amplitude 2.0 mm
	Damage limits	10~55Hz, amplitude 2.0 mm
Shock resistance	Operating extremes	10G
	Damage limits	100G
Life expectancy	Mechanical	10,000,000 operations (frequency 18,000 operations/hr)
	Electrical	100,000 operations (frequency 360 operations/hr)
Operating ambient temperature	-40~+75°C (no freezing)	
Weight	Approx 83g	

S23 RELAY

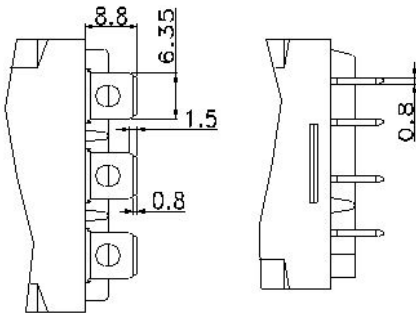
SHORI

◆ Outline Dimension

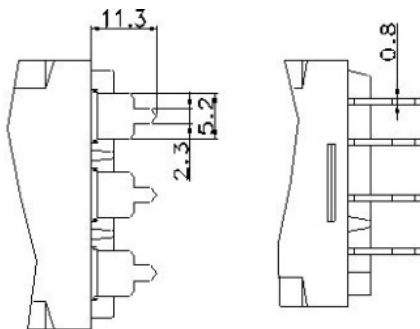


◆ Terminal type

S23(S)



S23(P)



◆ Wiring Diagram

BOTTOM VIEW

