

S25 RELAY

SHORI

◆ Features

- 20A/30A general purpose power relay
- SPDT, DPDT and TPDT contact configurations
- DC and AC coil
- Socket and PCB terminal available

◆ Coil Data (DC)

Rated voltage (V)	Coil Resistance ±10% at 25 °C (Ω)	Rated Current ±10% (mA)	Pick up Voltage (Max)	Drop out Voltage (Min)	Max continuous Voltage	Power consumption At rated Voltage	
SP DP	6	32	188	80% of rated voltage	10% of rated voltage	130% Max of Rated voltage	Approx. 1.2W
	12	120	100				
	24	472	51				
	48	1800	27				
	110	10000	11				
	125	10000	12.5				
TP	6	21.3	281	80% of rated voltage	10% of rated voltage	130% Max of Rated voltage	Approx. 1.7W
	12	85	141				
	24	340	70				
	48	1360	35				
	110	8500	13				
	125	8500	14				

S25 RELAY

SHORI

◆ Coil Data (AC)

Rated voltage (V)	Coil Resistance $\pm 10\%$ at 25 ° C (Ω)	Pick up Voltage (Max)	Drop out Voltage (Min)	Max continuous Voltage	Power consumption At rated Voltage	
SP DP	6	4.2	85% of rated voltage	30% of rated voltage	110% Max of Rated voltage	Approx.3.0VA
	12	18				
	24	72				
	110	1580				
	120	1700				
	220	5850				
	240	7200				
TP	6	3.9	85% of rated voltage	30% of rated voltage	110% Max of Rated voltage	Approx.3.4VA
	12	14.5				
	24	64				
	110	1450				
	120	1540				
	220	5850				
	240	6750				

◆ Contact Rating

Resistive load	30A/250VAC, 20A/28VDC
----------------	-----------------------

S25 RELAY

SHORI

◆ Ordering information

S25 - 12VDC -2C S- F
1 2 3 4 5

1. S25 -- Basic series designation
2. 12VDC--CoilVoltage
3. 1A --Single pole normally open
1B --Single pole normally closed
1C --Single pole double throw
2A --Double pole normally open
2B --Double pole normally closed
2C --Double pole double throw
3A --Three pole normally open
3B --Three pole normally closed
3C --Three pole double throw
4. S --Quick connect terminals
P --PCB terminals
5. Blank --Standard type
F --Class F

S25 RELAY

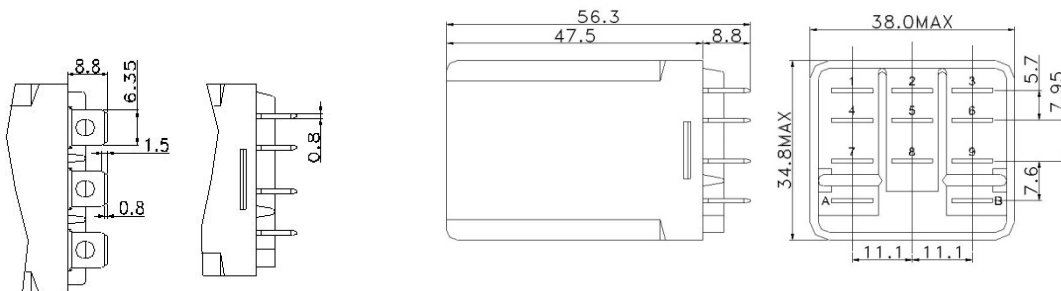
SHORI

◆ Specification

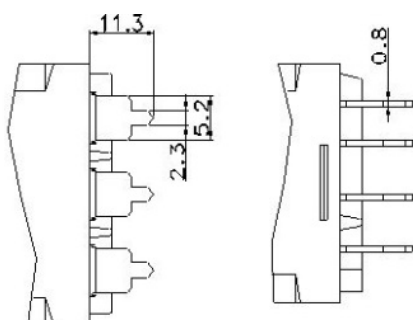
Contact material	Ag Alloy	
Contact resistance	100 mΩ Max	
Operate time	25 ms Max	
Release time	20 ms Max	
Insulation resistance	100 MΩ Min. (DC 500V)	
Dielectric strength	Between open contact : AC1500V ,50/60Hz 1 min.	
	Between contact and coil : AC 3000V, 50/60Hz 1 min.	
	Between contact circuits : AC 3000V, 50/60Hz 1 min	
Vibration resistance	Operating extremes	10~50Hz, amplitude 1.5 mm
	Damage limits	10~50Hz, amplitude 1.5 mm
Shock resistance	Operating extremes	10G
	Damage limits	100G
Life expectancy	Mechanical	10,000,000 operations (frequency 18,000 operations/hr)
	Electrical	100,000 operations (frequency 360 operations/hr)
Operating ambient temperature	-30~+55°C (no freezing)	
Weight	Approx 80 g	

◆ Outline Dimension

S25(S)



S25(P)



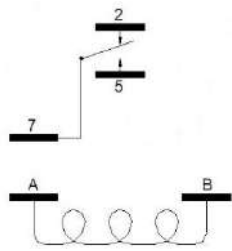
S25 RELAY

SHORI

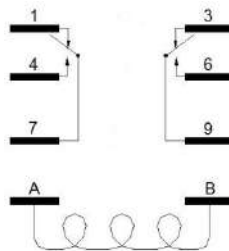
◆ Wiring Diagram

BOTTOM VIEW

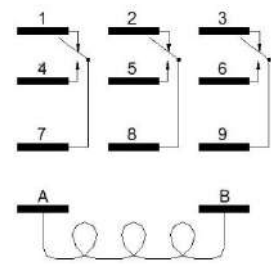
1C



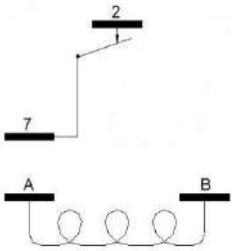
2C



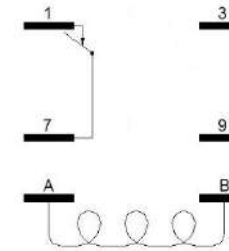
3C



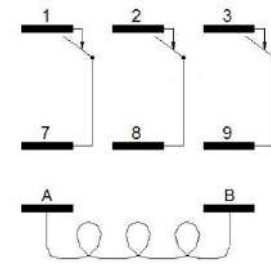
1B



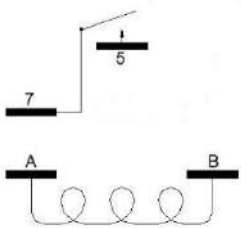
2B



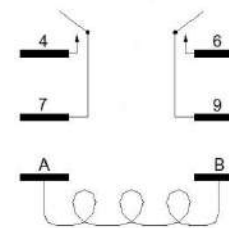
3B



1A



2A



3A

