

◆ Features

- Low coil power consumption with high response time.
- High reliability and long life with better vibration and shock resistance.
- Socket and PCB terminal available.
- Optional to be equipped with lamp, stud, diode, lashed contact ,and flanged cover.



◆ Coil Data [at 20°C]

- DC Type

Rated voltage (V)	Coil Resistance ±10% (Ω)	Rated Current ±10% (mA)	Pick up Voltage (Max)	Drop out Voltage (Min)	Max continuous Voltage	Power consumption At rated Voltage
6	40	150	75% of rated voltage	10% of rated voltage	110% Max of Rated voltage	Approx.0.9W
9	90	100				
12	160	75				
15	250	60				
24	650	37				
48	2600	19				
60	4000	15				
110	11000	10				
120	11000	11				

- AC Type

Rated voltage (V)	Coil Resistance ±10% (Ω)	Pick up Voltage (Max)	Drop out Voltage (Min)	Max continuous Voltage	Power consumption At rated Voltage
12	40	85% of rated voltage	30% of rated voltage	110% Max of Rated voltage	Approx.1.2VA
24	160				
100	3400				
110	3400				
115	3400				
120	3400				
220	13600				
230	13600				
240	13600				

◆ Contact Rating

Resistive load	S8L(1P) Type	15A 277VAC,15A 30VDC
	S8L(2P) Type	10A 277VAC,10A 30VDC

S8L RELAY

SHORI

Type List

Terminal style	Contact form	Designation(provided with)
S (Quick connect Terminal)	1A (SPNO)	S8L-12VDC-1AS
	1C (SPDT)	S8L-12VDC-1CS
	2A(DPNO)	S8L-12VDC-2AS
	2C(DPDT)	S8L-12VDC-2CS
P (PCB terminal)	1A (SPNO)	S8L-12VDC-1AP
	1C (SPDT)	S8L-12VDC-1CP
	2A(DPNO)	S8L-12VDC-2AP
	2C(DPDT)	S8L-12VDC-2CP

◆ Ordering information

S8L - 12VDC - 1A S
 1 2 3 4

1. S8L -- Basic series designation

3. 1A -- Form A, normally open (SPNO)

1C -- Form C, Double-throw (SPDT)

2A -- Double pole normally open

2C -- Double pole double throw

2. 12 -- Coil Voltage (DC6V~120V)

Coil Voltage (AC12V~240V)

4. S -- Quick connect terminal

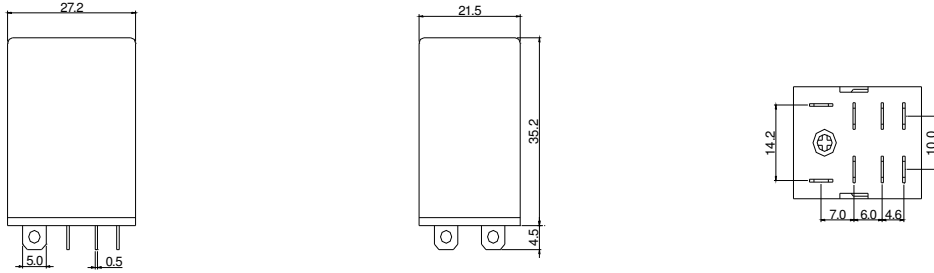
P -- PCB terminal

◆ Specification

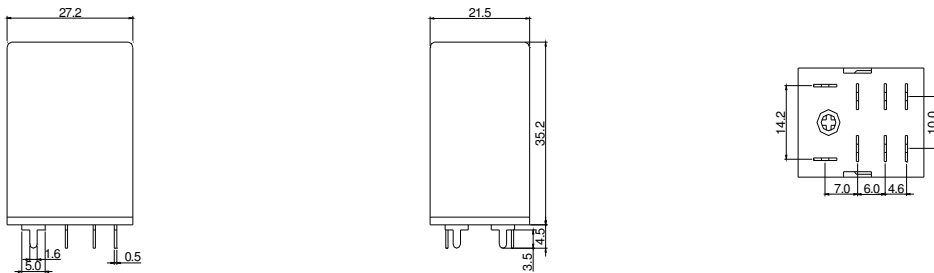
Contact material	Ag Alloy	
Contact resistance	30 mΩ Max	
Operate time	25 ms Max	
Release time	25 ms Max	
Insulation resistance	100 MΩ Min. (DC 500V)	
Dielectric strength	Between open contact : AC 1000V ,50/60Hz 1 min.	
	Between contact and coil : AC 1500V, 50/60Hz 1 min.	
Vibration resistance	Operating extremes	10~50Hz, amplitude 1.0mm
	Damage limits	10~50Hz, amplitude 1.0 mm
Shock resistance	Operating extremes	20G
	Damage limits	100G
Life expectancy	Mechanical	10,000,000 operations (frequency 18,000 operations/hr)
	Electrical	100,000 operations (frequency 1,800 operations/hr)
Operating ambient temperature	-40~+70°C (no freezing)	
Weight	Approx.35g	

◆ Outline Dimensions

➤ S8L-S



➤ S8L-P



◆ Wiring Diagram

➤ (1P) BOTTOM VIEW

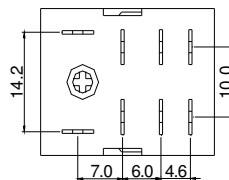


➤ (2P) BOTTOM VIEW



◆ PC BOARD LAYOUT

BOTTOM VIEW



S8L RELAY

SHORI

◆ Engineering Data

