

Miniature PCB Relay PE

1 pole 5 A



Features

- 1 C/O contact
- Cadmium-free contacts
- Sensitive coil 200 mW
- 4 kV coil-contact
- Insulation according to IEC 255
- Ambient temperature 85°C
- Low height 10.0 mm

Applications

Industrial electronics, white goods, measurement and control

F0169-B



Technical data of approved types on request

Contact data

Configuration	1 C/O contact
Type of contact	single contact
Rated current	5 A
Rated voltage / max.breaking voltage AC	250 Vac / 440 Vac
Maximum breaking capacity AC	1250 VA
Contact material	AgNi 90/10

Contact ratings

Type	Load	Operations	Standard
PE 014	5A, 250 Vac, on the C/O contact	10 ⁵	VDE 0435
PE 014	20/2A, 250Vac, cosφ=0.3, on the N/O contact	1.2x10 ⁵	AC 15
PE 014	5 A, 250 Vac, on the C/O contact	1.5x10 ⁵	

Coil data

Nominal voltage	5...48 Vdc
Nominal coil power	typ. 200 mW
Operate category	2 / b

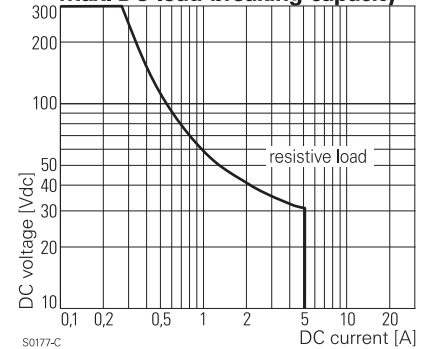
Coil versions, DC-coil

Coil code	Nominal voltage Vdc	Pull-in voltage Vdc	Release voltage Vdc	Maximum voltage Vdc	Coil resistance Ω	Coil current mA
005	5	3.8	0.5	13.2	125±10%	40.0
006	6	4.5	0.6	15.9	172±10%	34.9
012	12	9.0	1.2	31.8	685±10%	17.5
024	24	18.0	2.4	63.6	2725±10%	8.8
048	48	36.0	4.8	127.2	10970±10%	4.4

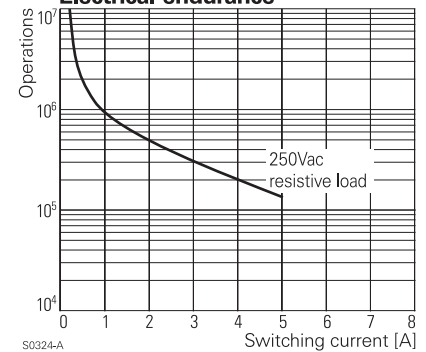
All figures are given for coil without preenergization, at ambient temperature +20°C

Other coil voltages on request

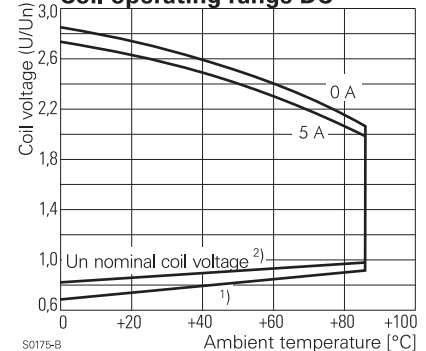
Max. DC load breaking capacity



Electrical endurance



Coil operating range DC



Miniature PCB Relay PE

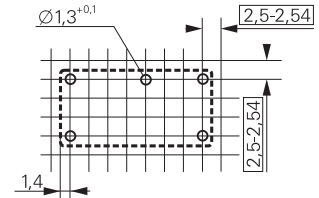
1 pole 5 A

Insulation		
Dielectric strength	coil-contacts	4000 V _{rms}
	open contact circuit	1000 V _{rms}
Clearance / creepage		≥3.2 / 4 mm
Insulation to IEC 60664		
Voltage rating		250 V
Pollution degree		3
Overtoltage category		III
Tracking resistance of relay base		CTI 250

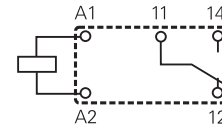
Other data	
Flammability class according to UL 94	V-0
Ambient temperature	-40...+85 °C
Mechanical life	15x10 ⁶ operations
Max. switching rate at rated- / minimum load	6 min ⁻¹ / 1200 min ⁻¹
Operate- / release time	typ. 5 / 2 ms
Bounce time N/O contact/N/C contact	typ. 1 / 5 ms
Vibration resistance N/O contact/N/C contact	>15 / 5 g
Shock resistance (destruction)	>100 g
Category of protection (IEC 61810)	RT II - flux proof (RT III - wash tight on request)
Relay weight	5 g
Packaging unit	25 / 500 pcs.

PCB layout / terminal assignment

View on solder pins
Dimensions in mm



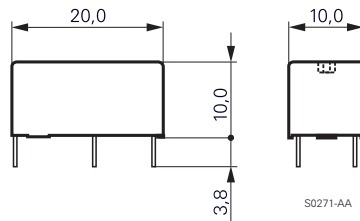
S0176-BA



S0176-BB

Dimensions

Dimensions in mm



S0271-AA

Product key

Type

Version

0 flux proof *)

Contacts

1 1 C/O contact

Contact material

4 AgNi 90/10

Coil

Coil code: please refer to coil versions table

*) washable version on request



Product key	Version	Contacts	Contact material	Coil	Part number
PE014005	flux proof	1 C/O contact	AgNi 90/10	5 Vdc	0-1393219-3
PE014006				6 Vdc	0-1393219-4
PE014012				12Vdc	0-1393219-6
PE014024				24 Vdc	1-1393219-0
PE014048				48 Vdc	1-1393219-3