

# RPI-Z-UNI

## installation relays



RPI-1Z-UNI



RPI-2Z-UNI

**NEW**

- **Installation relays - electromagnetic**
- Cadmium - free contacts 1 NO, 2 NO, 3 NO • AC/DC input voltages
- Cover - modular, width 17,5 mm • Direct mounting on 35 mm rail mount acc. to EN 60715 • Applications: automatic systems in buildings - in cooperation with control timers, switches, control switches; electric systems; industrial automation and power engineering automation; switchgears of modular equipment
- Recognitions, certifications, directives: RoHS, **CE** **ERC**

### Output circuit - contact data

Number and type of contacts	1 NO	2 NO, 3 NO
Contact material	<b>AgSnO<sub>2</sub></b>	
Max. switching voltage	300 V AC / 300 V DC	
Min. switching voltage	10 V	
Rated load	AC1 DC1	16 A / 250 V AC 16 A / 24 V DC
		8 A / 250 V AC 8 A / 24 V DC
Min. switching current	10 mA	
Max. inrush current	30 A	15 A
Rated current	16 A	
Max. breaking capacity	AC1	4 000 VA
Min. breaking capacity	1 W	
Contact resistance	≤ 100 mΩ	
Max. operating frequency		
• at rated load	AC1	600 cycles/hour
• no load		72 000 cycles/hour
<b>Input circuit</b>		
Rated voltage	AC: 50/60 Hz AC/DC	12...240 V terminals (+)A1, (-)A2
Must release voltage		AC: ≥ 0,15 U <sub>n</sub> DC: ≥ 0,05 U <sub>n</sub>
Operating range of supply voltage	0,85...1,1 U <sub>n</sub>	
Rated power consumption	≤ 1,5 W	
Range of supply frequency	AC	48...63 Hz
<b>Insulation according to EN 60664-1</b>		
Insulation rated voltage	250 V AC	
Rated surge voltage	4 000 V 1,2 / 50 μs	
Overvoltage category	III	
Insulation pollution degree	2	
Flammability class	cover: V-0	front panel: V-2 UL 94
Dielectric strength		
• input - output	4 000 V AC	type of insulation: basic
• contact clearance	1 000 V AC	type of clearance: micro-disconnection
• pole - pole	2 500 V AC	contacts 2 NO, 3 NO, type of insulation: basic
<b>General data</b>		
Electrical life	• resistive AC1	> 0,5 x 10 <sup>5</sup> 16 A, 8 A, 250 V AC
Mechanical life (cycles)		> 10 <sup>7</sup>
Dimensions (L x W x H)	90 <b>⌀</b> x 17,5 x 64,6 mm	
Weight	60 g	65 g
Ambient temperature	• storage	-40...+70 °C
(non-condensation and/or icing)	• operating	-20...+50 °C
Cover protection category	IP 20	EN 60529
Relative humidity	up to 85%	
Shock resistance	15 g (11 ms)	
Vibration resistance	(NO/NC)	9 g 10...150 Hz

The data in bold type relate to the standard versions of the relays. **⌀** Length with 35 mm rail catches: 98,8 mm.

### Table of codes

Table 1

Installation relay code			Rated input voltage
with 1 NO contact	with 2 NO contacts	with 3 NO contacts	
RPI-1Z-UNI	RPI-2Z-UNI	RPI-3Z-UNI	12...240 V AC/DC AC: 50/60 Hz

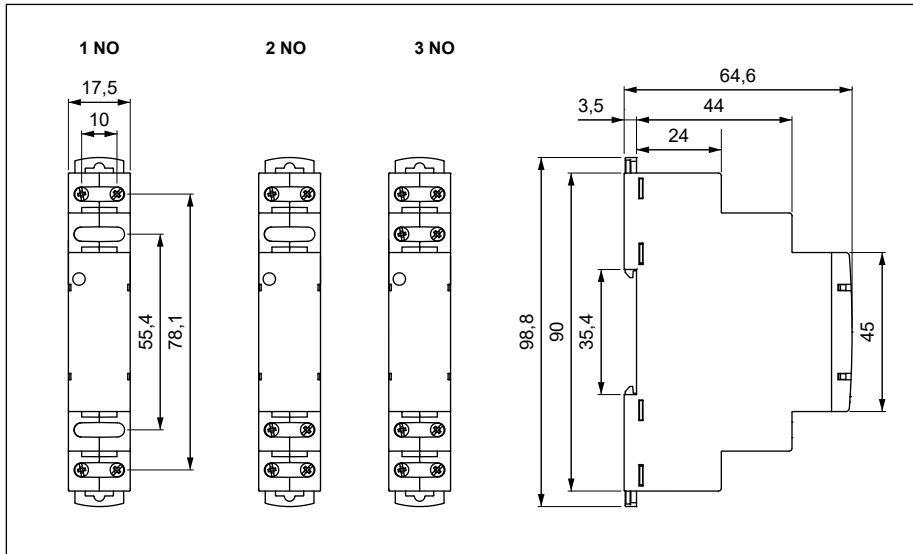
### PRECAUTIONS:

1. Ensure that the parameters of the product described in its specification provide a safety margin for the appropriate operation of the device or system and never use the product in circumstances which exceed the parameters of the product. 2. Never touch any live parts of the device. 3. Ensure that the product has been connected correctly. An incorrect connection may cause malfunction, excessive heating or risk of fire. 4. In case of any risk of any serious material loss or death or injuries of humans or animals, the devices or systems shall be designed so to equip them with double safety system to guarantee their reliable operation.

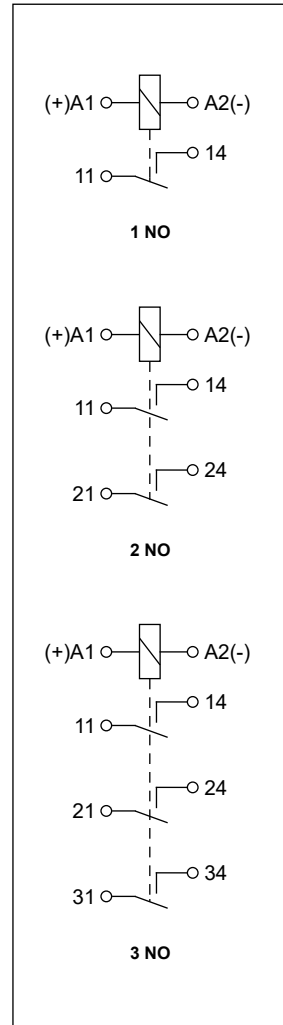
# RPI-Z-UNI

## installation relays

### Dimensions



### Connection diagrams



### Mounting


Relays **RPI-Z-UNI** are designed for direct mounting on 35 mm rail mount acc. to EN 60715. Operational position - any. **Connections:** max. cross section of the cables: 1 x 2,5 mm<sup>2</sup> (1 x 14 AWG), stripping length: 6,5 mm, max. tightening moment for the terminal: 0,5 Nm.



**Green LED:** signalling the operation status of the relay (is illuminated permanently - correct supply).

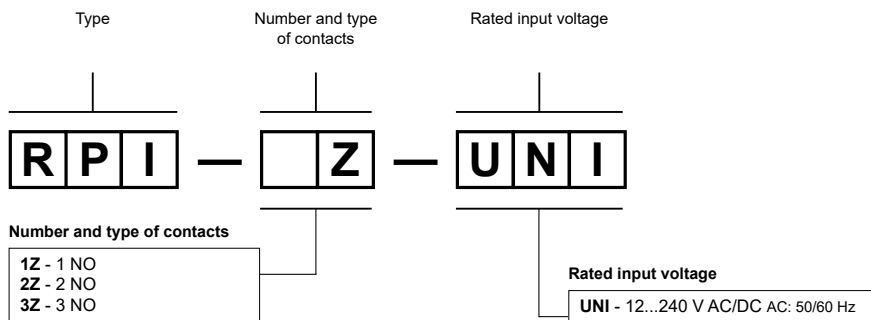


**Two catches:** easy mounting on 35 mm rail, firm hold (top and bottom).



**Mounting wires in clamps:** universal screw (cross-recessed or slotted head).

### Ordering codes



Ⓢ Ordering codes **RPI-Z-UNI** are specified in Table 1, "Installation relay code" column.

Example of ordering codes Ⓢ:

**RPI-2Z-UNI**

relay **RPI-Z-UNI**, cover - modular, width 17,5 mm, two normally open contacts, contact material AgSnO<sub>2</sub>, rated input voltage 12...240 V AC/DC AC: 50/60 Hz