

■ **Features**

- 1.54 Inch Thirty-five Digit Display
- Long lifetime operation
- IC compatible
- Low power dissipation
- Grey Surface

■ **Applications**







- Counting device
- Clock

■ **Absolute Maximum Rating** (Ta=25°C)

Item	Symbol	Value		Unit
		YG/Y/R	B/G	
DC Forward Current	I _F	25	25	mA
Pulse Forward Current#	I _{FP}	100	100	mA
Reverse Voltage	V _R	5	5	V
Power Dissipation	P _t	62.5	90	mW
Operating Temperature	Topr	-30 ~ +70		°C
Storage Temperature	Tstg	-40~ +85		°C
Lead Soldering Temperature(1.6mm from seating plane)	Tsol	260°C/5sec		°C

#Pulse width Max.10ms Duty ratio max 1/10

■ **Electrical -Optical Characteristics** (Ta=25°C)

Part Number	Color			V _F (V)*			I _R (μA)	I _v (mcd)*			λD(nm)*		
				Min.	Typ.	Max.	Max.	Min.	Typ.	Max.	Min.	Typ.	Max.
				I _F =20mA			V _R =5V		I _F =20mA				
OSK351541-AB(BB)	Blue	B		-	3.3	3.6	20	-	50	-	-	470	-
OSK351541-AG(BG)	Pure Green	G		-	3.3	3.6	20	-	200	-	-	525	-
OSK351541-AYG(BYG)	Yellow Green	YG		-	2.2	2.6	20	-	12	-	-	571	-
OSK351541-AY(BY)	Yellow	Y		-	2.1	2.5	20	-	60	-	-	590	-
OSK351541-AR(BR)	Red	R		-	2.1	2.5	20	-	20	-	-	630	-
OSK351541-ARA(BRA)	High Luminance Red	RA		-	2.1	2.5	20	-	100	-	-	625	-

*1 Tolerance of measurements of dominant wavelength is ±1nm

*2 Tolerance of measurements of luminous intensity is ±15%

*3 Tolerance of measurements of forward voltage is ±0.1V

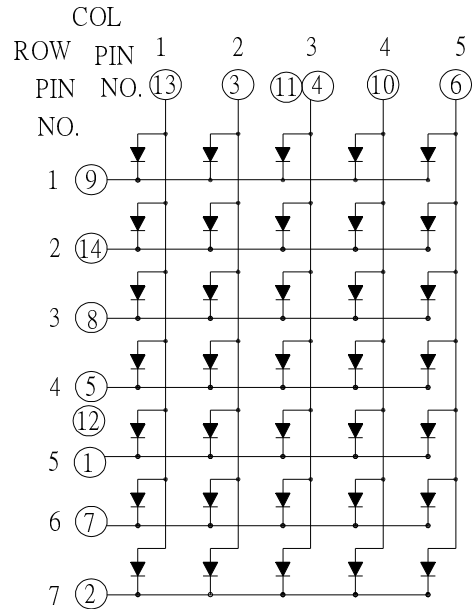
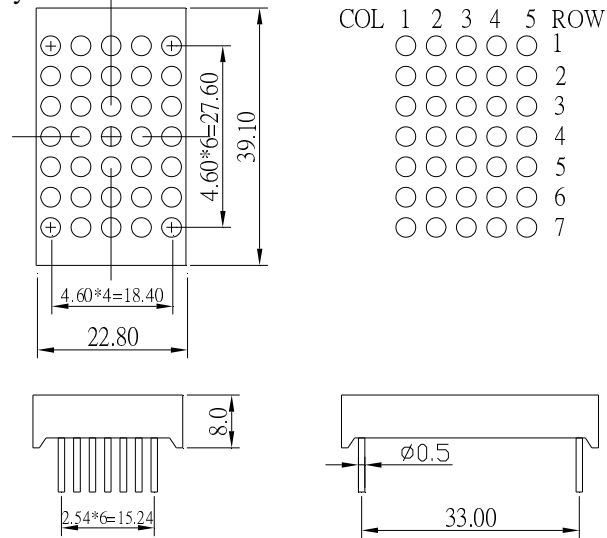
■ **Package Dimensions and Pin Function**

OSK351541-AX

Note:

1, Unit : mm(Tolerance:±0.25mm unless otherwise noted)

2, The slope angle of any PIN may be ±5.0° Max



OSK351541-BX

Note:

1, Unit : mm(Tolerance:±0.25mm unless otherwise noted)

2, The slope angle of any PIN may be ±5.0° Max

