



# PLP16 Series Panel Mount LED Sealed Pushbutton Switch

**NEW**

Pushbutton

## Features/Benefits

- Illuminated & non-illuminated type
- Momentary or lock version
- IP65 or IP40 sealed
- 1,000,000 life cycle
- Choices of colors on LED illumination
- Various actuator sizes and styles
- Withstand high shock and vibration application

## Typical Applications

- Industrial control panel
- Off-road transportation
- Machine and equipment
- Production control indicator



## Specifications

FUNCTION: SPDT or DPDT  
CONTACT ARRANGEMENT: N.O. AND N.C.  
MOUNTING TYPE: Threaded front panel mount

## Mechanical

OPERATING LIFE: Momentary 1,000,000 cycles  
Lock 100,000 cycles  
TOTAL TRAVEL: 1.2 ± 0.3 mm  
OPERATING FORCE: 3.0 max.

## Electrical

CONTACT RATING: 1th 5A / 250 VAC  
3A / 250 VAC  
1A / 30 VDC  
OPERATING LIFE: Momentary 100,000 cycles  
Lock 50,000 cycles  
DIELECTRIC STRENGTH: 2,000 V RMS @ sea level  
INSULATION RESISTANCE: 100 MΩ min. @ 500 VDC  
INITIAL CONTACT RESISTANCE : 50 mΩ max. initial value

## Materials

BUSHING: PEI  
BASE / LED holder: PBT  
ACTUATOR: PC  
INTERNAL ASSEMBLY: POM / PC  
SPRING: Steel (SUS304)  
SEALING / O-ring: Silicone  
TERMINALS / CONTACT: Brass (C2680) / Phosphorus Bronze, Silver or Gold over Silver plated

## Operating Environment

OPERATING TEMPERATURE: -25°C to 55°C  
SEALING / PROTECTION: IP65 or IP40

**NOTE:** Specifications and materials listed above are for switches with standard options. For information on specific and custom switches, please contact Customer Service.

## Build-A-Switch

To order, simply select desired option from each category and place in the appropriate box.

**P L P 1 6**

### Switch Type

Illuminated PB / Pilot light (Apply voltage)	Non-illuminated PB (CAP options)
<b>00</b> Without LED	<b>C1</b> Solid color
<b>06</b> 6 VAC/DC	<b>C2</b> Transparent
<b>12</b> 12 VAC/DC	
<b>24</b> 24 VAC/DC	

### Actuator Style \*

- RD** Round
- SQ** Square
- TA** Rectangular
- RV** Round oversize
- SV** Square oversize
- TV** Rectangular oversize
- TG** Rectangular guard

### Actuator Color

- 2** White
- 3** Red
- 4** Black \*\*
- 5** Yellow
- 6** Green
- 7** Blue
- 8** Orange \*\*\*

### IP Rating

- 4** IP40
- 6** IP65

### Mechanical Function

- A** Momentary
- E** Lock
- N** Pilot light

### Contact Arrangement

- S** SPDT
- D** DPDT
- P** Pilot light

\* Pilot light & C2 CAP available on RD, SQ, or TA actuator style only

\*\* For C1 CAP only

\*\*\* Not available on C1 CAP



**NEW**

# PLP16 Series Panel Mount LED Sealed Pushbutton Switch

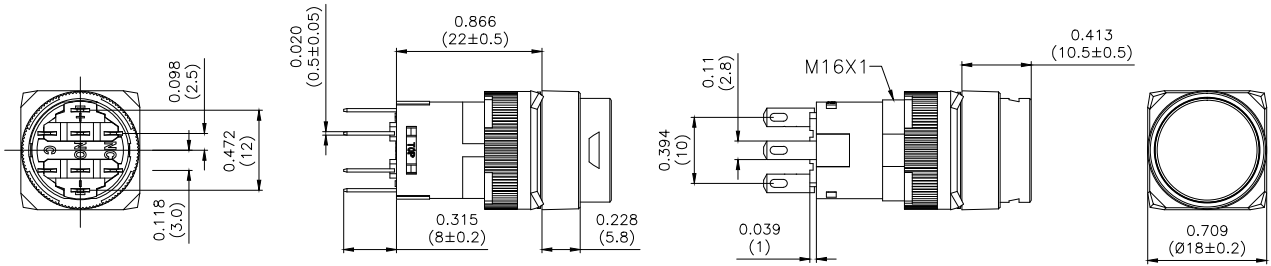


**A**

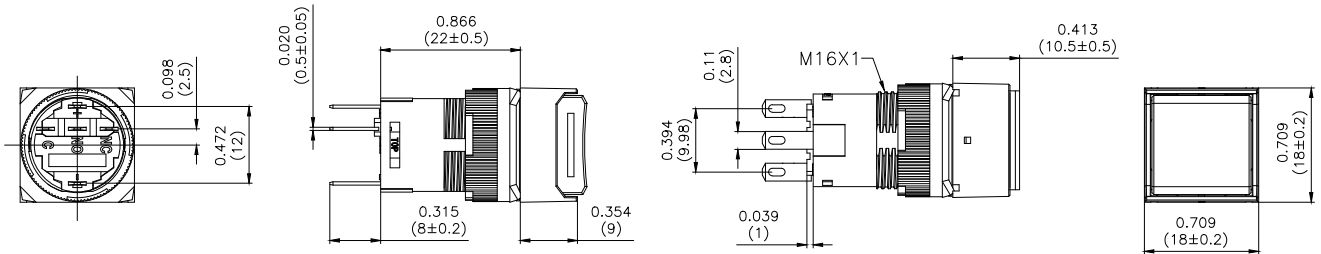
**Pushbutton**

## STANDARD VIEW / SWITCH TYPE

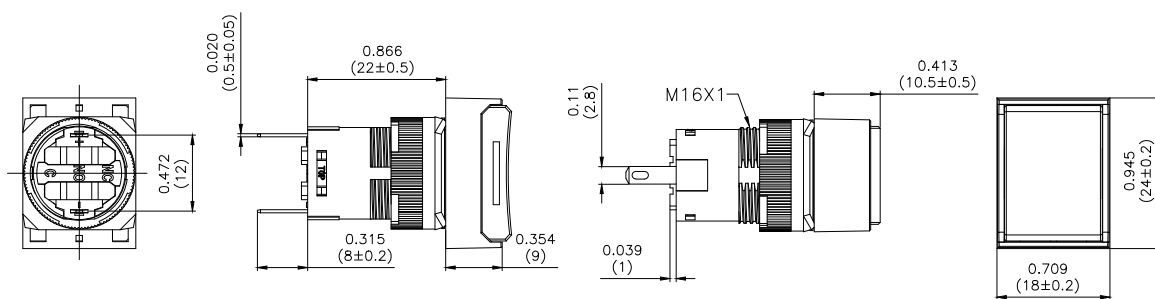
### ILLUMINATED Ø 5/8" (16 MM)



### PUSHBUTTON Ø 5/8" (16 MM)

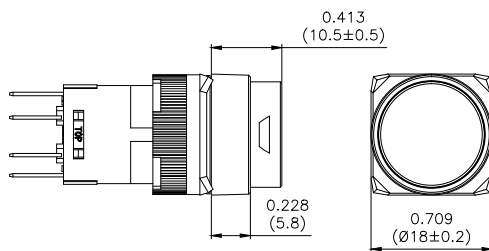


### PILOT LAMP Ø 5/8" (16 MM)

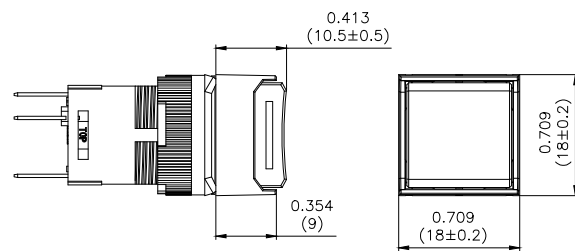


## ACTUATOR STYLE / CAP SIZE

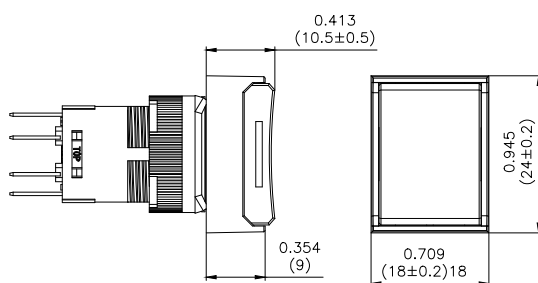
### RD ROUND



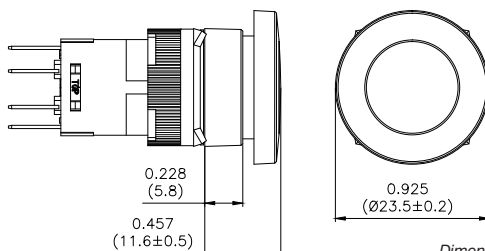
### SQ SQUARE



### TA RECTANGULAR



### RV ROUND OVERSIZE



Dimensions are shown: mm (inches)  
Specifications and dimensions subject to change

**NEW**

# PLP16 Series Panel Mount LED Sealed Pushbutton Switch

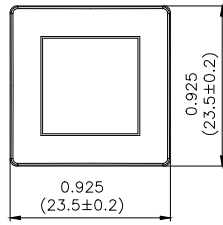
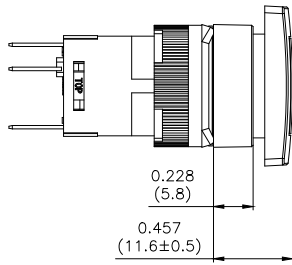


**A**

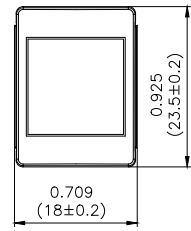
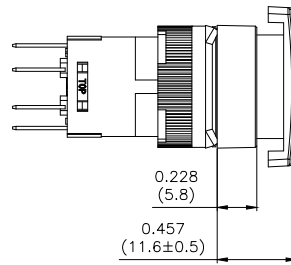
**Pushbutton**

## ACTUATOR STYLE / CAP SIZE

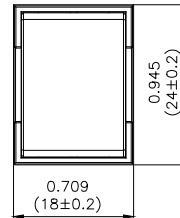
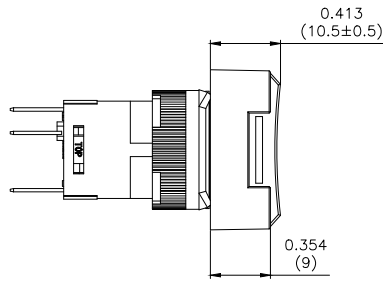
**SV** SQUARE OVERSIZE



**TV** RECTANGULAR OVERSIZE



**TG** RECTANGULAR WITH GUARD

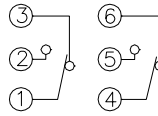


## CONTACT ARRANGEMENT

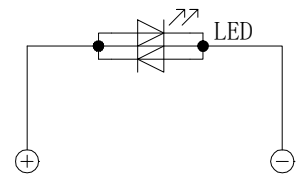
**S** SPDT



**D** DPDT

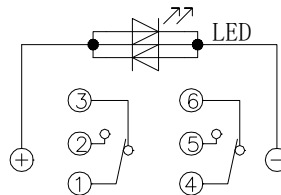
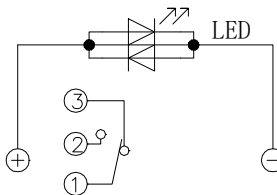


**P** PILOT LIGHT



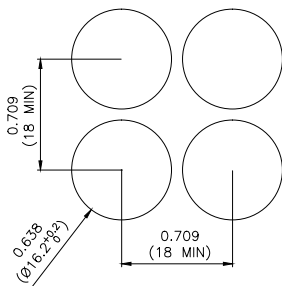
PUSHBUTTON

ILLUMINATED

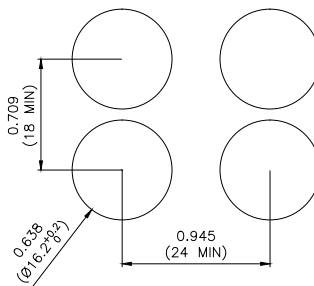


## MOUNTING HOLES LAYOUT

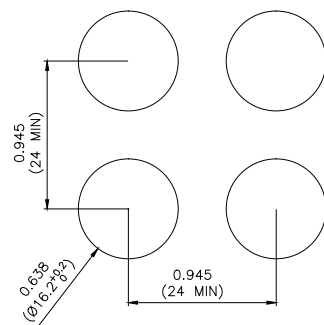
**ROUND / SQUARE**



**RECTANGULAR  
(PLUS FULL GUARD & OVERSIZE)**



**OVERSIZE ROUND & SQUARE**



Mounting panel thickness reference dia: 0.5-0.6 mm

Dimensions are shown: mm (inches)  
Specifications and dimensions subject to change

**NEW**

# PLP16 Series Panel Mount LED Sealed Pushbutton Switch


**A**  
**Pushbutton**

## LED - LAMP RATING

<b>Voltage Range</b>		6V AC/DC $\pm$ 5%	12V AC/DC $\pm$ 10%	24V AC/DC $\pm$ 10%
<b>Rated Voltage</b>		6V AC/DC	12V AC/DC	24V AC/DC
<b>Current Draw</b>	DC	8 mA	8 mA	8 mA
	AC	9 mA	9 mA	9 mA
<b>Lamp Base Color / Lamp Body Resin Color</b>		Illumination color / Porcelain white		
<b>Life (reference value)</b>		50,000 hours (brightness of LED lamp will half of the initial value when using DC only)		

## ACCESSORY ORDERING INFORMATION

### LED LAMP

	Rated Voltage	Ordering Code
	6V AC/DC	PL06X *
	12V AC/DC	PL12X *
	24V AC/DC	PL24X *

\* X = choice of LED color

X	Color
2	White
3	Red
5	Yellow
6	Green
7	Blue
8	Orange

### SWITCH PROTECTIVE GUARD FOR IP65 (180° SPRING RETURN COVER)#

**ROUND**  
PCS651



**SQUARE**  
PCS652



**RECTANGULAR**  
PCS653



### SWITCH PROTECTIVE GUARD FOR IP40 & IP65 #

Rated	Cover Opening	For Actuator Type	Ordering Code	Rated	Cover Opening	For Actuator Type	Ordering Code
	90°	Round / Square	PC401		90°	Round / Square	PC654
		Rectangular	PC402			Rectangular	PC655
	180°	Round / Square	PC403		180°	Round / Square	PC656
		Rectangular	PC404			Rectangular	PC657

# Refer to spec for panel cutout dimensions and mounting instruction