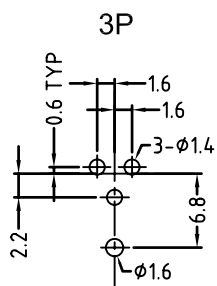
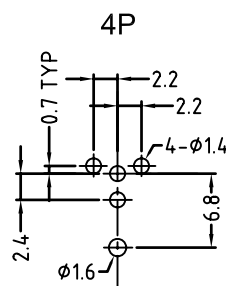


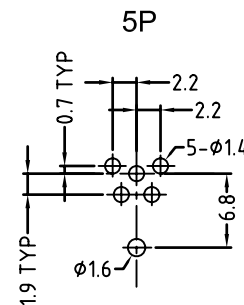
+ Panel cutout CL



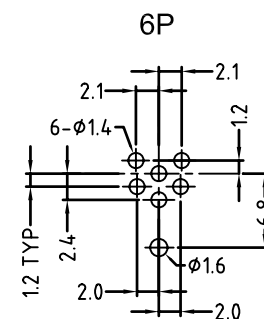
AG3FCRV



AG4FCRV



AG5FCRV



AG6FCRV

RECOMMENDED PCB LAYOUT

| No. CONTACT | PART No. |
|-------------|----------|
| 3 POLE | AG3FCRV |
| 4 POLE | AG4FCRV |
| 5 POLE | AG5FCRV |
| 6 POLE | AG6FCRV |

| UNLESS OTHERWISE SPECIFIED TOLERANCE TO BE | |
|--|--------------|
| LINEAR | ANGULAR |
| X ± 0.5 | X° ± 1° |
| X.X ± 0.1 | X°X' ± 30' |
| X.XX ± 0.05 | X°X'X" ± 15" |

THIS DOCUMENT IS THE PROPERTY OF AMPHENOL AUSTRALIA PTY. LTD. NO PART THEREOF MAY BE REPRODUCED AND USED WITHOUT THE PRIOR WRITTEN CONSENT OF THE OWNER

| | | |
|---------------------------|------------------------|----------------|
| CAD FILE: 55010451000111 | DRN: M.H | DATE: 24-05-07 |
| MATL: DIECAST SHELL | CKD: M.H | DATE: 19-01-09 |
| DO NOT SCALE | FINISH: NICKEL PLATED | APP'D: M.H |
| DO NOT SCALE | FINISH: NICKEL PLATED | DATE: 19-01-09 |
| DIMENSIONS IN MILLIMETRES | THIRD ANGLE PROJECTION | SCALE: 2:1 UDS |

| REV. | CHANGE PART NUMBER FROM ENGINEERING TO CATALOGUE | BY | DATE | CHG/No |
|------|--|-----|----------|--------|
| 1 | CHANGE PART NUMBER FROM ENGINEERING TO CATALOGUE | M.H | 19-01-09 | ---- |
| 0 | FIRST ISSUE | M.H | 24-05-07 | ---- |
| | CHANGE DETAILS | | | |

| | | |
|--|--|--------------|
| TITLE: MINI XLR FEMALE RECEPTACLE CUSTOMER DWG | | |
| DRAWING NO. 55010451-000-1 | | |
| PART No: REFER TO CHART | | SHEET 2 OF 2 |