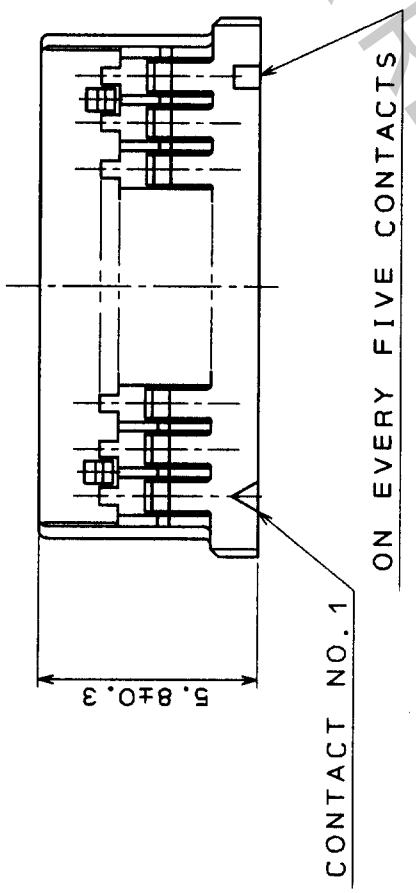
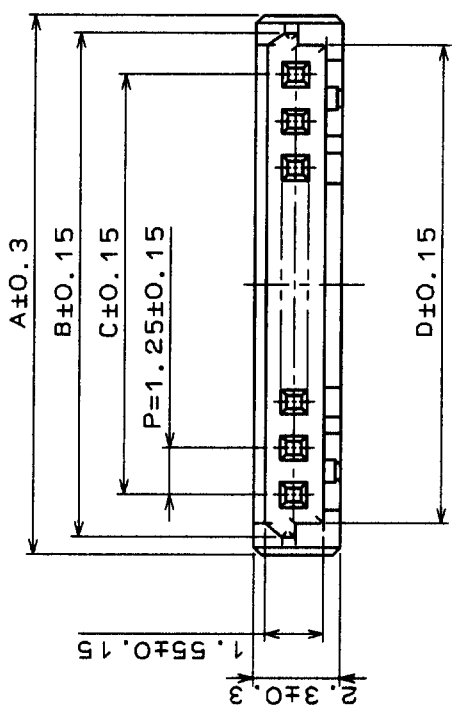
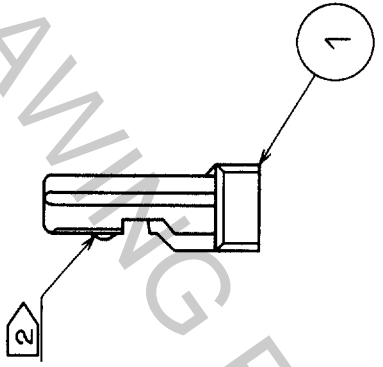


COUNT	DESCRIPTION OF REVISIONS	BY	CHKD	DATE	COUNT	DESCRIPTION OF REVISIONS	BY	CHKD	DATE
3	RE-H-1716	I.T	T.O	9.2.8					



CAVITY NO.



PARTS NO.	HRS NO.	CONTACTS	A	B	C	D
DF14-2S-1.25C	CL538-0005-8	2	4.45	3.49	1.25	2.85
DF14-3S-1.25C	CL538-0006-0	3	5.7	4.74	2.5	4.1
DF14-4S-1.25C	CL538-0007-3	4	6.95	5.99	3.75	5.35
DF14-5S-1.25C	CL538-0008-6	5	8.2	7.24	5	6.6
DF14-6S-1.25C	CL538-0009-9	6	9.45	8.49	6.25	7.85
DF14-7S-1.25C	CL538-0010-8	7	10.7	9.74	7.5	9.1
DF14-8S-1.25C	CL538-0011-0	8	11.95	10.99	8.75	10.35
DF14-9S-1.25C	CL538-0013-6	9	13.2	12.24	10	11.6
DF14-10S-1.25C	CL538-0014-9	10	14.45	13.49	11.25	12.85
DF14-15S-1.25C	CL538-0054-3	15	20.7	19.74	17.5	19.1
DF14-20S-1.25C	CL538-0059-7	20	26.95	25.99	23.75	25.35
DF14-25S-1.25C	CL538-0064-7	25	33.2	32.24	30	31.6
DF14-30S-1.25C	CL538-0012-3	30	39.45	38.49	36.25	37.85

NOTES 1 100 CONNECTORS ARE IN ONE PACK
 2 2 CONTACT CONNECTOR HAVE ONE LOCK AT CENTER OF HOUSING.

TO

NO.	MATERIAL	FINISH, REMARKS	NO.	MATERIAL	FINISH, REMARKS
CODE NO. (OLD)			DESIGNED	CHECKED	APPROVED
			95 412	95 412	95 412
DRAWING NO. EDC3-160306-01			PART NO. DF14-*S-1.25C		
SCALE 5 : 1			CODE NO. CODE NO. SHALL BE IN ACCORDANCE WITH TABLE		
UNITS m m			1		
DRAWN H. IGARASHI			APPROVED M. YAMAMOTO		
CHECKED 95 412			RELEASED 95 412		
MATERIAL POLYAMIDE (BEIGE) UL94V-0			FINISH, REMARKS		