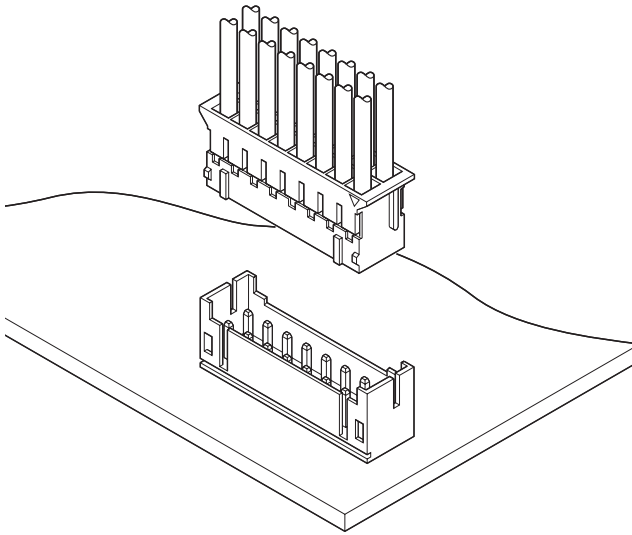




PHD CONNECTOR

2.0mm pitch/Disconnectable Crimp style connectors



This is a 2.0mm pitch, crimp style, double-row, wire-to-board connector. It is designed to meet the demand for high-density and low-profile connection.

- Compact
- Reliable contacts
- Fully shrouded header

Specifications

- Current rating: 3A AC, DC (AWG #22)
- Voltage rating: 250V AC, DC
- Temperature range: -25°C to +85°C
(including temperature rise in applying electrical current)
- Contact resistance: Initial value/10m Ω max.
After environmental testing/20m Ω max.
- Insulation resistance: 1,000M Ω min.
- Withstanding voltage: 800V AC/minute
- Applicable wire: AWG #28 to #22
- Applicable PC board thickness: 1.6mm
- * Compliant with RoHS.
- * Refer to "General Instruction and Notice when using Terminals and Connectors" at the end of this catalog.
- * Contact JST for details.

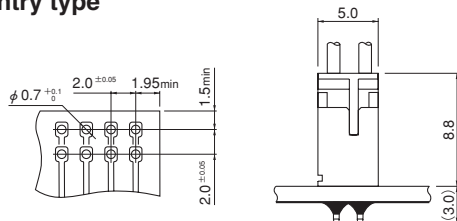
Standards

Recognized E60389

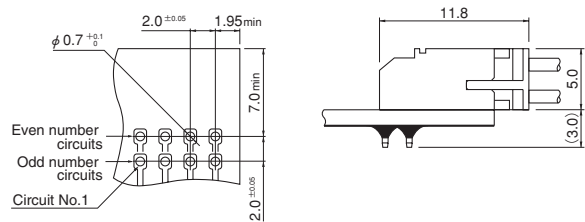
Certified LR20812

PC board layout (viewed from soldering side) and Assembly layout

Top entry type



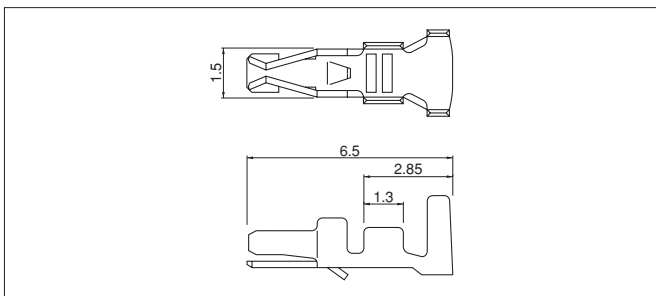
Side entry type



Note: 1. Tolerances are non-cumulative: ±0.05mm for all centers.

2. Hole dimensions differ according to the kind of PC board and piercing method. If PC boards made of hard material are used, the hole dimensions should be larger. The dimensions above should serve as a guideline. Contact JST for details.

Contact



| Model No. | Applicable wire | | Insulation O.D. (mm) | Q'ty / reel |
|----------------|-----------------|-------|----------------------|-------------|
| | mm ² | AWG # | | |
| SPHD-002T-P0.5 | 0.08~0.21 | 28~24 | 0.9~1.5 | 8,000 |
| SPHD-001T-P0.5 | 0.13~0.33 | 26~22 | 1.0~1.5 | |

Material and Finish

Phosphor bronze, tin-plated (reflow treatment)

RoHS compliance

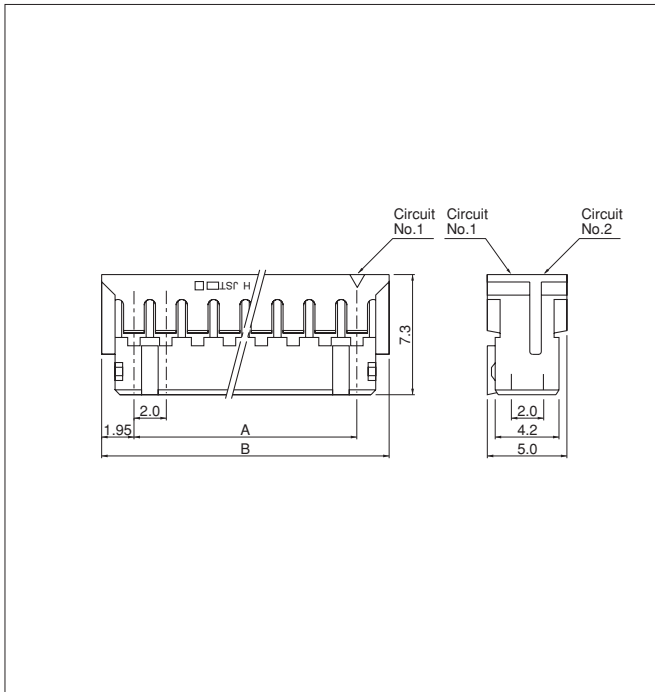
| Contact | Crimping machine | Applicator | | |
|----------------|------------------|--------------------|----------------|----------------------------|
| | | Crimp applicator | Dies | Crimp applicator with dies |
| SPHD-002T-P0.5 | AP-K2N | MKS-LS-10·MKS-L-10 | MK/SPHD-002-05 | APLMK SPHD002-05 |
| | | *MKS-SC-10 | SC/SPHD-002-05 | APLSC SPHD002-05 |

| Contact | Crimping machine | Applicator | | |
|----------------|------------------|--------------------|----------------|----------------------------|
| | | Crimp applicator | Dies | Crimp applicator with dies |
| SPHD-001T-P0.5 | AP-K2N | MKS-L-10·MKS-LS-10 | MK/SPHD-001-05 | APLMK SPHD001-05 |
| | | *MKS-SC-10 | SC/SPHD-001-05 | APLSC SPHD001-05 |

Note: *Strip-crimp applicator

PHD CONNECTOR

Housing



| Circuits | Model No. | Dimensions (mm) | | Q'ty / bag |
|----------|------------------|-----------------|------|------------|
| | | A | B | |
| 8 | PHDR-08VS | 6.0 | 9.9 | 1,000 |
| 10 | PHDR-10VS | 8.0 | 11.9 | 1,000 |
| 12 | PHDR-12VS | 10.0 | 13.9 | 1,000 |
| 14 | PHDR-14VS | 12.0 | 15.9 | 1,000 |
| 16 | PHDR-16VS | 14.0 | 17.9 | 1,000 |
| 18 | PHDR-18VS | 16.0 | 19.9 | 1,000 |
| 20 | PHDR-20VS | 18.0 | 21.9 | 1,000 |
| 22 | PHDR-22VS | 20.0 | 23.9 | 1,000 |
| 24 | PHDR-24VS | 22.0 | 25.9 | 1,000 |
| 26 | PHDR-26VS | 24.0 | 27.9 | 1,000 |
| 28 | PHDR-28VS | 26.0 | 29.9 | 1,000 |
| 30 | PHDR-30VS | 28.0 | 31.9 | 1,000 |
| 32 | PHDR-32VS | 30.0 | 33.9 | 1,000 |
| 34 | PHDR-34VS | 32.0 | 35.9 | 1,000 |

Material

PA 66, UL94V-0, natural (white)

RoHS compliance

<For reference> As the color identification, the following alphabet shall be put in the underlined part. For availability, delivery and minimum order quantity, contact JST.

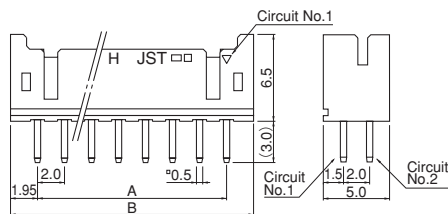
ex. **PHDR-10VS**

S...natural (white)

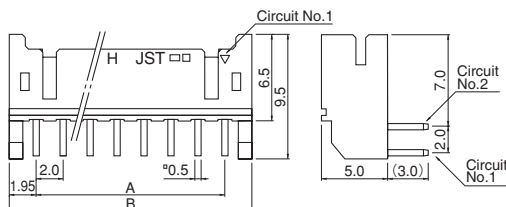
K...black Y...yellow E...blue R...red

Shrouded header

Top entry type



Side entry type



| Circuits | Model No. | | | | Dimensions (mm) | | Q'ty / box | |
|----------|--------------------|-------------------|---------------------|---------------------|-----------------|------|----------------|-----------------|
| | Glass-filled nylon | | Nylon | | A | B | Top entry type | Side entry type |
| | Top entry type | Side entry type | Top entry type | Side entry type | | | | |
| 8 | B8B-PHDSS | S8B-PHDSS | — | — | 6.0 | 9.9 | 500 | 500 |
| 10 | B10B-PHDSS | S10B-PHDSS | B10B-PHDSS-B | S10B-PHDSS-B | 8.0 | 11.9 | 500 | 500 |
| 12 | B12B-PHDSS | S12B-PHDSS | B12B-PHDSS-B | S12B-PHDSS-B | 10.0 | 13.9 | 500 | 500 |
| 14 | B14B-PHDSS | S14B-PHDSS | B14B-PHDSS-B | S14B-PHDSS-B | 12.0 | 15.9 | 500 | 250 |
| 16 | B16B-PHDSS | S16B-PHDSS | B16B-PHDSS-B | S16B-PHDSS-B | 14.0 | 17.9 | 500 | 250 |
| 18 | B18B-PHDSS | S18B-PHDSS | B18B-PHDSS-B | S18B-PHDSS-B | 16.0 | 19.9 | 500 | 250 |
| 20 | B20B-PHDSS | S20B-PHDSS | B20B-PHDSS-B | S20B-PHDSS-B | 18.0 | 21.9 | 250 | 250 |
| 22 | B22B-PHDSS | S22B-PHDSS | B22B-PHDSS-B | S22B-PHDSS-B | 20.0 | 23.9 | 250 | 250 |
| 24 | B24B-PHDSS | S24B-PHDSS | B24B-PHDSS-B | S24B-PHDSS-B | 22.0 | 25.9 | 250 | 200 |
| 26 | B26B-PHDSS | S26B-PHDSS | B26B-PHDSS-B | S26B-PHDSS-B | 24.0 | 27.9 | 250 | 200 |
| 28 | B28B-PHDSS | S28B-PHDSS | B28B-PHDSS-B | S28B-PHDSS-B | 26.0 | 29.9 | 250 | 200 |
| 30 | B30B-PHDSS | S30B-PHDSS | B30B-PHDSS-B | S30B-PHDSS-B | 28.0 | 31.9 | 250 | 200 |
| 32 | B32B-PHDSS | S32B-PHDSS | B32B-PHDSS-B | S32B-PHDSS-B | 30.0 | 33.9 | 250 | 200 |
| 34 | B34B-PHDSS | S34B-PHDSS | B34B-PHDSS-B | S34B-PHDSS-B | 32.0 | 35.9 | 250 | 200 |

Material and Finish

Post: Copper alloy, copper-undercoated, tin-plated (reflow treatment)

Wafer: Glass-filled PA 66, UL94V-0, natural (ivory)

PA 66, UL94V-0, natural (white)

RoHS compliance This product displays (LF)(SN) on a label.

<For reference> As the color identification, the following alphabet shall be put in the underlined part. For availability, delivery and minimum order quantity, contact JST.

ex. **B10B-PHDSS**

S...natural (ivory)

ex. **B10B-PHDSS-B**

S...natural (white)

K...black Y...yellow E...blue R...red