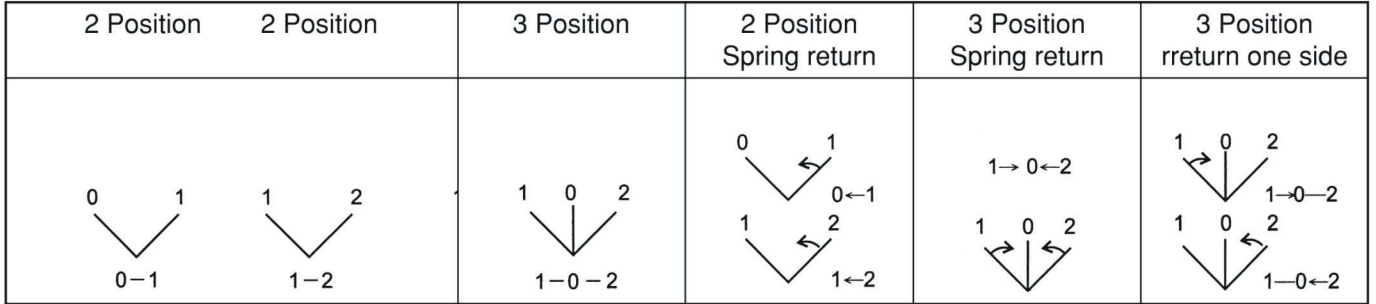


SELECTOR SWITCHES, LEVER
SWITCHES, IP65



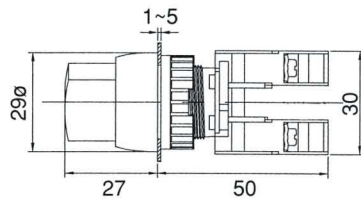
CS — 22 — 2 — 1 — O/C — BK

Type	Mounting hole	Position	No. of contact	Type of contact	Lens colour
CS, GCS: Knob type	22 : 22 ϕ	2:2 Position	1	O: 1/O N/O	<ul style="list-style-type: none"> ● R: Red ● G: Green ● Y: Yellow ● BK: Black
LCS, GLCS: Long Knob	30 : 30 ϕ	3:3 Position	2	1a	
RS, GRS: Long & spring return			3	C: 1/C N/C	
LRS, GLRS: Long knob spring return			4	1b	
LS, GLS: Lever type				O/C: N/O+N/C	
LUS, GLUS: Lever & spring return				1a+1b	
KS, GKS: Key type drawable				2/O: 2N/O	
KSN, GKSN: Key type Non draw				2a	
KSR, GKSR: Key type spring return				2/C: 2N/C	
				2b	

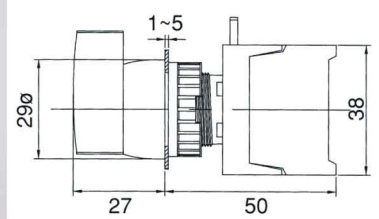


CS22-1/O , 0-1
CS22-1/C , 1-0

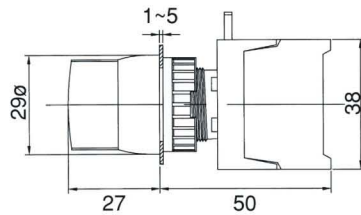
CS22-10/C 1-2



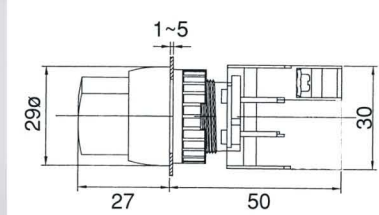
LCS22-2/O , 2N/O 1-0-2



CS22-2/O , 2N/O 1-0-2

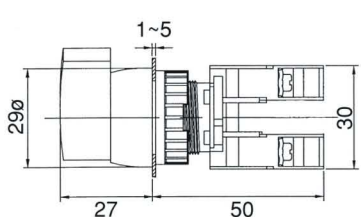


RS22-1/O 0-1 Spring return
RS22-1/C 1-0



LCS22-1/O , 0-1
LCS22-1/C , 1-0

LCS22-10/C 1-2



LRS22-1/O 0-1 Spring return
LRS22-1/C 1-0

