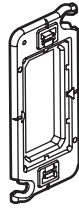
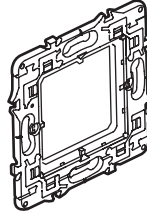


Mosaic™ - Céliane™ Universal support frames

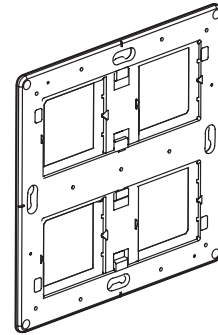
Cat. No(s): 0 802 50/51/52/53/54/59/61/64/66/68/69



0 802 50



0 802 51



0 802 64

1. USE

Universal metal support frames for mounting Mosaic and Celiane mechanisms.

Products delivered with removable spacers.

Fixing with screws.

Fixing with claws for Cat. Nos 0 802 61 and 0 802 69.

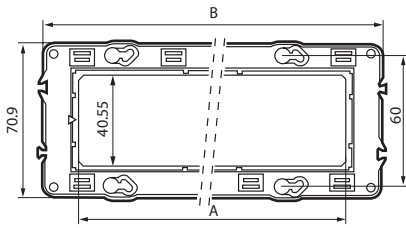
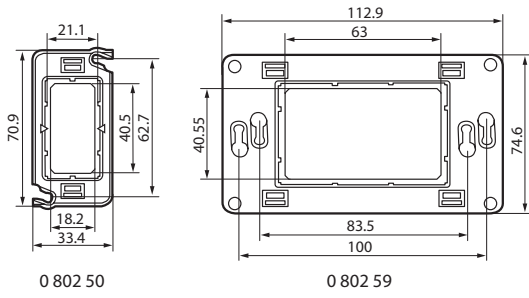
2. RANGE

Cat. Nos	Support frames
0 802 50	1 module
0 802 51	1-gang - 2 modules Universal support frame for mounting on any type of screw box. Can be mounted in multiple positions by combination in vertical and horizontal. Breakable support allowing adaptation on boxes with 57 mm center distance. Compatible with Mosaic Easy-Led indicator.
0 802 61	1-gang - 2 modules with claws (length 27 mm)
0 802 69	1-gang - 2 modules with long claws (length 37 mm)
0 802 59	3 modules
0 802 52	2-gang - 4, 5 or 2 x 2 modules horizontal or vertical
0 802 53	3-gang - 6, 8 or 3 x 2 modules horizontal or vertical
0 802 54	4-gang - 10 or 4 x 2 modules
0 802 64	2 x 2-gang - 2 x 5 or 2 x 2 x 2 modules
0 802 66	2 x 3-gang - 2 x 6, 2 x 8 or 2 x 3 x 2 modules
0 802 68	2 x 10 modules

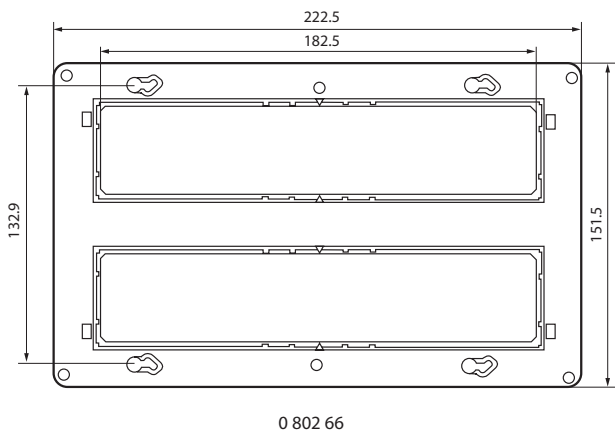
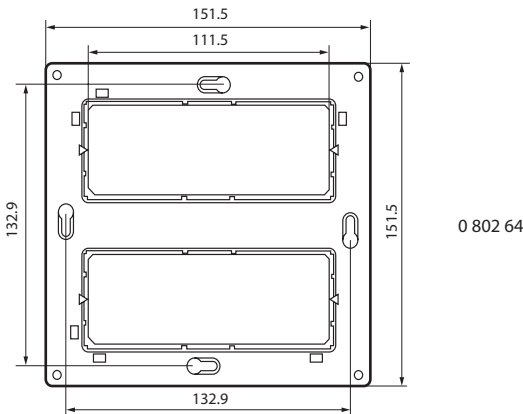
3. UTILISATION FOR MOSAIC

4 modules Remove the spacer Clip the blanking plates 0 791 04 Centre the modules Use plates 0 788 14 - 0 790 14 	2 x 2 modules Use plates 0 788 04 - 0 790 04 0 788 22 - 0 790 22 	5 modules Remove the spacer Centre the modules Use plates 0 788 15 - 0 790 15 0 788 25 - 0 790 25
6 modules Remove the spacer Clip the blanking plates 0 791 06 Centre the modules Use plates 0 788 16 - 0 790 16 	3 x 2 modules Use plates 0 788 06/23 - 0 790 06/23 	5 modules Remove the spacer Centre the modules Use plates 0 788 18 - 0 790 18
10 modules Remove the spacer Clip the blanking plates 0 791 10 Centre the modules Use plates 0 788 10 - 0 790 10 	4 x 2 modules Use plates 0 788 08 - 0 790 08 	
2 x 5 modules Remove the spacer Use plates 0 788 30 - 0 790 30 	2 x 2 x 2 modules Use plates 0 788 38 - 0 790 38 	
2 x 6 modules Remove the spacer Centre the modules Use plates 0 788 36 - 0 790 36 	2 x 3 x 2 modules Use plates 0 790 32 	2 x 8 modules Remove the spacer Centre the modules Use plates 0 788 37 - 0 790 37
Use plates 0 788 28 - 0 790 28 	2 x 10 modules 	

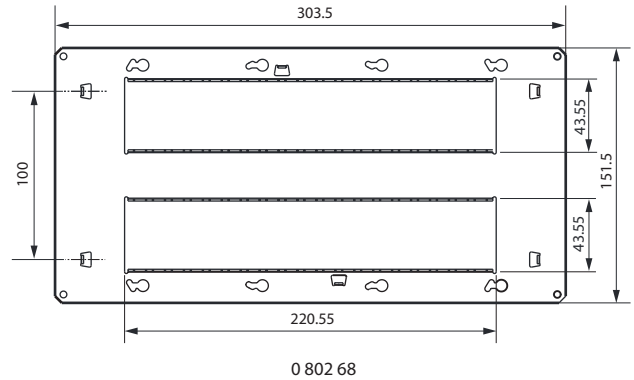
4. DIMENSIONS (mm)



Cat. Nos	A	B
0 802 51/61/69	40.50	74.00
0 802 52	111.55	141.75
0 802 53	182.55	212.75
0 802 54	253.55	283.90



4. DIMENSIONS (mm) (continued)



5. TECHNICAL CHARACTERISTICS

■ 5.1 Material characteristics

Galfan steel + Polyamide 6.6
 Self-extinguishing: 650°C/30 s

■ 5.2 Climate characteristics

Storage temperature: -10°C to +70°C
 Usage temperature: -5°C to +50°C

6. ACCESSORIES

For 2, 3 and 4-gang mechanisms, use the blanking plates for use with 4, 6 and 10 modules.

Plates	Blanking plates
4 modules	0 791 04
6 modules	0 791 06
10 modules	0 791 10

