This document is the property of Amphenol Corporation and is delivered on the express condition that it is not to be disclosed, reproduced or used, in whole or in part, for the manufacture or sale by anyone other than Amphenol Corporation without its prior consent, and that no right is granted to disclose or to use any information in this document.

SPECIFICATION
MATERIAL
Insulator: PBT, rated UL94V-0
Contacts: Brass
Shell: Steel
Rivet,Boardlock: Copper alloy
CONTACT PLATING
Underplate: 50µ" Nickel
Contact area: gold flash
Solder tails area: 100µ" Tin
ELECTRICAL
Operation voltage: 250 VAC max.
Current rating: 3 Amps
Contact resistance: 15 mohms
Insulation resistance: 3000 Mohms min @ 500 VDC
Dielectric withstanding voltage: 1000 VAC / minute
Operating temperature: -55°C TO +105°C

ROHS Compliant
MSL : 3

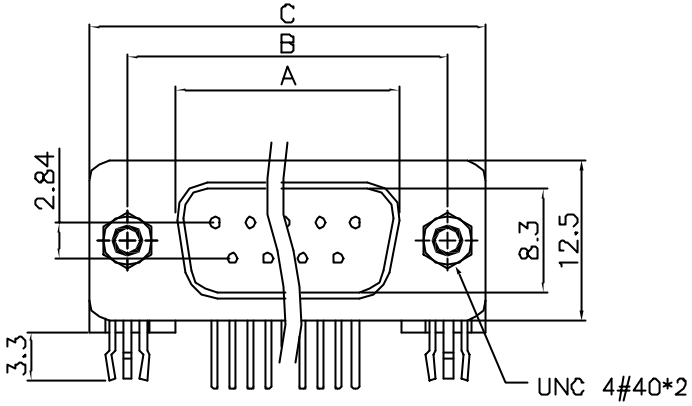

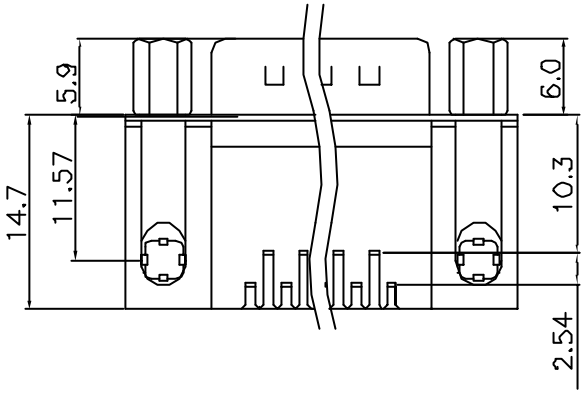

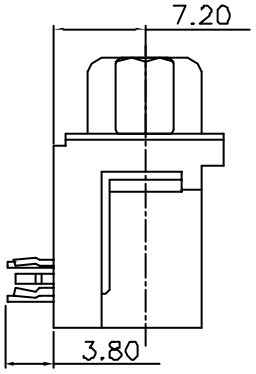

RECOMMENDED PCB LAYOUT

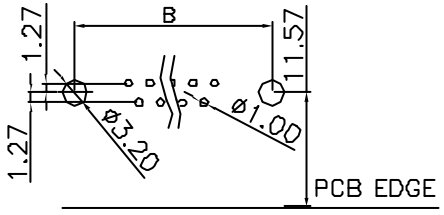

Size	part number	A	B	C
09	L717SDE09P1ACH4F	16.92	25.00	30.8
15	L717SDA15P1ACH4F	25.25	33.30	39.2
25	L717SDB25P1ACH4F	38.96	47.10	53.1
37	L717SDC37P1ACH4F	55.42	63.50	69.4

TOLERANCE (mm)		APPROVALS	DATE
X.	±0.3	GDU	10/11/05
X.X	±0.1	JF.L	10/11/05
X.XX	±0.05	JF.L	10/11/05

TITLE
17SD SERIES
D-SUB CONNECTORS
PCB RIGHT ANGLE
EUROPEAN FOOTPRINT
PLUG

AMPHENOL
AMPHENOL SOCAPEX
Dole Plant

Scale N.A. | Sheet 1 of 1

UNIT : MM | SIZE : A4 | DRAWING N° L717SD---P1ACH4F | REV. A