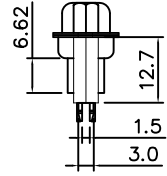
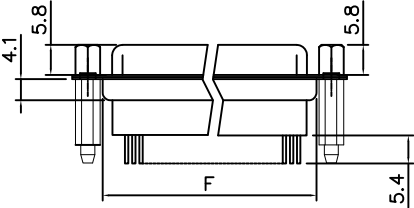
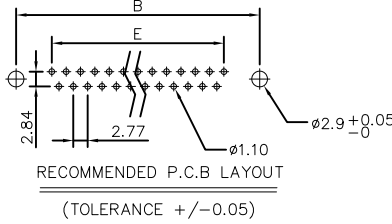
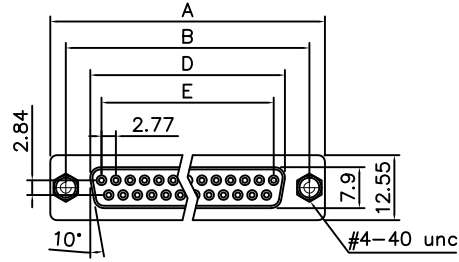


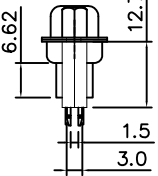
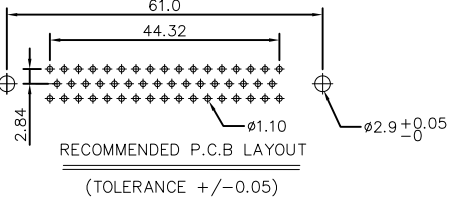
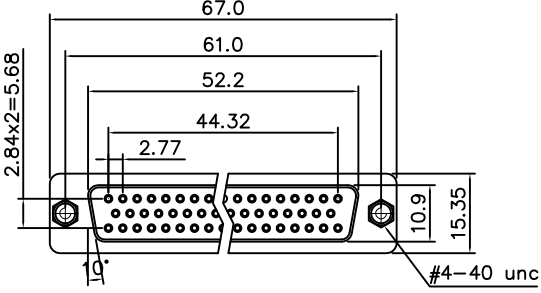
This document is the property of Amphenol Corporation and is delivered on the express condition that it is not to be disclosed, reproduced or used, in whole or in part, for manufacture or sale by anyone other than Amphenol Corporation without its prior consent, & that no right is granted to disclose or to use any information in this document.

# Customer drawing



**Dimensions**

Positions	A	B	D	E	F
9	30.81	24.99	16.33	11.08	19.20
15	39.20	33.30	24.70	19.39	27.70
25	53.05	47.04	38.40	33.24	41.10
37	69.40	63.50	54.80	49.86	57.30



50 POSITIONS




REVISIONS				
SYM	ECN	DESCRIPTION	DATE	APPROVED
1	HK--	First Release Drawing	01/03/14	IP

**D-SUB TECHNICAL DATA**

- SHELL : Steel, 100u" min tin over 50u" min nickel over 50u" min copper
- BODY : Glass-Filled Thermoplastic PBT,UL94V-0 rated
- CONTACTS : Copper alloy  
Gold flash over 50u" nickel on mating area;  
100u" tin over 50u" nickel on solder area
- BOARDLOCK : Brass, Tin plated
- SCREWLOCK : Brass, Nickel plated
- ELECTRICAL : Voltage rating 250 V RMS  
Current rating 3A  
Withstanding Voltage >1000 V RMS  
Insulation resistance >1000 M Ohms  
Contact resistance 20 mOhms max.
- MARKING : Amphenol...(Series No.)  
Commercial reference  
Manufacturing date

**PRODUCT CODE**

**L 77 SD X H XX S OL2 RM8 G**



UNLESS OTHERWISE SPECIFIED TOLERANCES	APPROVAL		DATE
	U.S.	METRIC	
.X +/-	0.50		DRAWN <i>Felix Liu</i> 01/03/14
.XX +/-	0.30		CHECKED <i>Tony Tang</i> 01/03/14
.XXX +/-	0.20		CHECKED
FRACTIONS +/-	5'		
ANGLES +/-			
FOR MATERIALS AND FINISHES SEE NOTES	DRAWING FILE :		
REMOVE SHARP EDGES	ANGLE OF PROJECTION		
DIMENSIONS			
U.S. INCHES			
METRIC MM			

**Amphenol**  
Amphenol East Asia Limited

TITLE  
**D-SUB DIP STRAIGHT TYPE**

SIZE	DRAWING NO.	REV.
A4	C L77SDXHXXSOL2RM8G	1
SCALE	NONE	SHEET 1 OF 1