

# Contact insert - HC-A04-I-UT-M - 1585236

Please be informed that the data shown in this PDF Document is generated from our Online Catalog. Please find the complete data in the user's documentation. Our General Terms of Use for Downloads are valid (<http://phoenixcontact.com/download>)



Contact insert, number of positions: 4+PE, size: D7, number of connections per position: 1, Pin, Screw connection, 230 V/400 V, 16 A, 0.5 mm<sup>2</sup> ... 2.5 mm<sup>2</sup>

## Product Description

Contact insert  
without wire protection, with IP65 sealing screw



## Key Commercial Data

Packing unit	1 pc
GTIN	 4 046356 284967
GTIN	4046356284967
Weight per Piece (excluding packing)	14.300 g
Custom tariff number	85366990
Country of origin	China
Sales Key	BF7ABB

## Technical data

### General

Note	for housing HC-D7 Connectors may be operated only when there is no load/voltage.
Connection method	Screw connection
Tightening torque	0.25 Nm ... 0.5 Nm
Screwdriver blade	0.4 x 2.5 mm
Number of connections per position	1
Degree of pollution	3
Overvoltage category	III
Number of positions	4+PE
Insertion/withdrawal cycles	≥ 500

# Contact insert - HC-A04-I-UT-M - 1585236

## Technical data

### General

Size	D7
Contact numbering	1 - 4
Conductor cross section	0.5 mm <sup>2</sup> ... 2.5 mm <sup>2</sup>
Connection cross section AWG	20 ... 14
Stripping length of the individual wire	5 mm
Assembly instructions	To ensure correct use, installation in housing with IP54 protection or better is required
Connection	Already includes one IP65 sealing screw

### Ambient conditions

Ambient temperature (operation)	-40 °C ... 125 °C (including heating up of contacts)
---------------------------------	--

### Material data

Seal material	NBR, conductive
Contact material	Copper alloy
Contact surface material	Ag
Contact carrier material	PC
Standards/regulations	PC: Fire protection in rail vehicles - requirement sets R22, R23, and R24 acc. to DIN EN 45545-2 (Risk level HL1 - HL3)

### Electrical characteristics

Rated voltage for power contacts	230/400 V
Rated voltage (III/3)	230 V (Conductor-PE)
	400 V (Conductor-Conductor)
Rated surge voltage	4 kV
	4 kV
Rated current	16 A

### Standards and Regulations

Constructional and testing regulations	IEC 61984:2008
	IEC 60664-1:2007
	IEC 60664-1, DIN IEC 60512
Flammability rating according to UL 94	V0
Standards/regulations	acc. to DIN EN 45545-2

### Environmental Product Compliance

REACH SVHC	Lead 7439-92-1
China RoHS	Environmentally Friendly Use Period = 50 years
	For details about hazardous substances go to tab "Downloads", Category "Manufacturer's declaration"

## Drawings

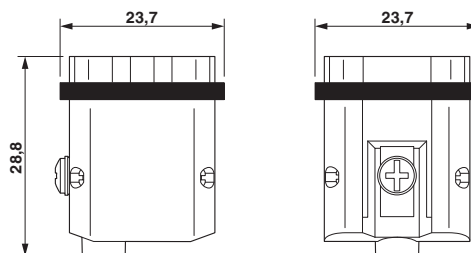
# Contact insert - HC-A04-I-UT-M - 1585236

Schematic diagram



Connector pin assignment connection side: Left pin; right socket

Dimensional drawing



Male insert

Diagram



Derating diagram

## Classifications

eCl@ss

eCl@ss 10.0.1	27440205
eCl@ss 11.0	27440205
eCl@ss 4.0	27140800
eCl@ss 4.1	27140800
eCl@ss 5.0	27143400
eCl@ss 5.1	27261200
eCl@ss 6.0	27261200
eCl@ss 7.0	27440205
eCl@ss 8.0	27440205
eCl@ss 9.0	27440205

# Contact insert - HC-A04-I-UT-M - 1585236

## Classifications

### ETIM

ETIM 4.0	EC000438
ETIM 5.0	EC000438
ETIM 6.0	EC000438
ETIM 7.0	EC000438

### UNSPSC

UNSPSC 6.01	30211923
UNSPSC 7.0901	39121522
UNSPSC 11	39121522
UNSPSC 12.01	39121522
UNSPSC 13.2	39121522
UNSPSC 18.0	39121522
UNSPSC 19.0	39121522
UNSPSC 20.0	39121522
UNSPSC 21.0	39121522

## Approvals


### Approvals


#### Approvals

CSA / EAC / EAC / UL Recognized / DNV GL

#### Ex Approvals

### Approval details

CSA		<a href="http://www.csagroup.org/services-industries/product-listing/">http://www.csagroup.org/services-industries/product-listing/</a>	13631
Nominal voltage UN	600 V		
Nominal current IN	18 A		
mm <sup>2</sup> /AWG/kcmil	14		

EAC		RU C- DE.AI30.B.01102
-----	---	--------------------------

# Contact insert - HC-A04-I-UT-M - 1585236

## Approvals

EAC			RU C- DE.BL08.B.00511
-----	--	--	--------------------------

UL Recognized		<a href="http://database.ul.com/cgi-bin/XYV/template/LISEXT/1FRAME/index.htm">http://database.ul.com/cgi-bin/XYV/template/LISEXT/1FRAME/index.htm</a>	E118976
Nominal voltage UN		600 V	
Nominal current IN		24 A	
mm <sup>2</sup> /AWG/kcmil		14	

DNV GL		<a href="https://approvalfinder.dnvgl.com/">https://approvalfinder.dnvgl.com/</a>	TAE000037S
--------	--	---	------------

## Accessories

### Accessories

#### Mounting material

Sealing screw - HC-D 7-DS-IP65 - 1686229



Sealing screw, size: Countersunk head, IP67, replacement part for D7 size HEAVYCON housing

### Seal

Profile gasket - HC-D07-SP-RBK - 1419622



Profile gasket, type: D7, for pin inserts

### Additional products

## Contact insert - HC-A04-I-UT-M - 1585236

### Accessories

Contact insert - HC-A04-I-UT-F - 1585249



Contact insert, number of positions: 4+PE, size: D7, number of connections per position: 1, Socket, Screw connection, 230 V/400 V, 16 A, 0.5 mm<sup>2</sup> ... 2.5 mm<sup>2</sup>