



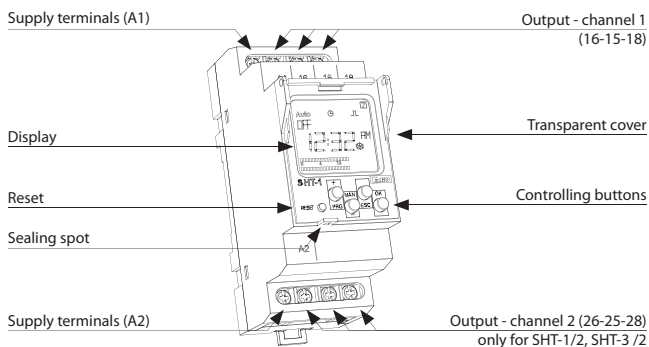
EAN code  
 SHT-1 /230 V: 8595188130424  
 SHT-1 /UNI: 8595188130431  
 SHT-1/2 /230 V: 8595188130400  
 SHT-1/2 /UNI: 8595188130417  
 SHT-3 /230 V: 8595188136754  
 SHT-3 /UNI: 8595188136754  
 SHT-3/2 /230 V: 8595188129015  
 SHT-3/2 /UNI: 8595188129046

Technical parameters	SHT-1, SHT-3	SHT-1/2, SHT-3/2
Supply terminals:	A1 - A2	
Voltage range:	UNI	AC/DC 12 - 240 V (AC 50 - 60 Hz)
Burden (max.):		AC 0.5 - 2 VA / DC 0.4 - 2 W
Voltage range:	230	AC 230 V / 50 - 60 Hz
Burden:		AC max. 14 VA / 2 W
Max. dissipated power (Un + terminals):	3.5 W	5 W
Supply voltage tolerance:	-15 %; +10 %	
Back-up supply:	yes	
Summer/winter time:	automatic	
<b>Output</b>		
Number of contacts:	1x changeover/SPDT (AgSnO <sub>2</sub> )	2x changeover/SPDT (AgSnO <sub>2</sub> )
Current rating:	16 A / AC1	
Breaking capacity:	4000 VA / AC1, 384 W / DC	
Inrush current:	30 A / < 3 s	
Switching voltage:	250 V AC / 24 V DC	
Mechanical life:	> 3x10 <sup>7</sup>	
Electrical life (AC1):	> 0.7x10 <sup>5</sup>	
<b>Time circuit</b>		
Power back-up:	up to 3 years	
Accuracy:	max. ±1s / day at 23 °C (73.4 °F)	
Minimum interval:	1 min	
Data stored for:	min. 10 years	
Cyclic output:	1 - 99 s	
Pulse output:	1 - 99 s	
<b>Program circuit</b>		
Number of memory places:	100	
Program (SHT-1; SHT-1/2):	daily, weekly	
Program (SHT-3; SHT-3/2):	daily, weekly, monthly, yearly (up to year 2095)	
Data readout:	LCD display, with back light	
<b>Other information</b>		
Operating temperature:	-20 °C to +55 °C (-4 °F to 131 °F)	
Storage temperature:	-30 °C to +70 °C (-22 °F to 158 °F)	
Electrical strength:	4 kV (supply - output)	
Operating position:	any	
Mounting:	DIN rail EN 60715	
Protection degree:	IP10 clips, IP40 from front panel	
Overvoltage category:	III.	
Pollution degree:	2	
Max. cable size (mm <sup>2</sup> ):	solid wire max. 2x 2.5 or 1x 4 with sleeve max. 1x 2.5 or 2x 1.5 (AWG 12)	
Dimensions:	90 x 35 x 64 mm (3.5" x 1.4" x 2.5")	
Weight:	(UNI) - 117 g (4.13 oz.) (230) - 115 g (4.06 oz.)	(UNI) - 132 g (4.7 oz.) (230) - 128 g (4.5 oz.)
Standards:	EN 61812-1, EN 61010-1	

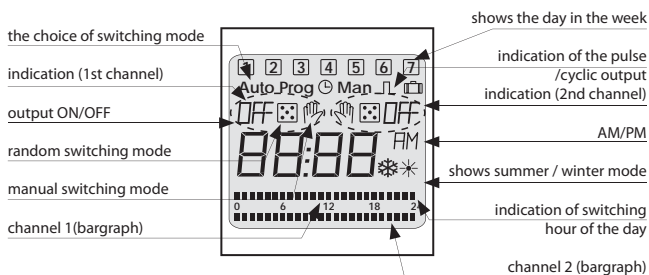
- This time switch clock SHT is used to control various appliances in real time; daily, weekly, monthly and yearly mode.
- Switching: according the program (AUTO)/constantly manually, manually to next program change/random (CUBE).
- „Holiday program“ option to choose an interval when the device doesn't switch according to the standard program, but will be block during that time.
- Automatic conversion summer / winter time.
- Sealable cover of front panel, easy controlling via 4 buttons.
- 100 memory places, clear LCD display, min. interval 1 s.
- Voltage range: AC 230 V or AC/DC 12-240 V.
- Cyclic output.
- Pulse output.
- SHT-1, SHT-3: one channel version, 2-MODULE, DIN rail mounting, clamp terminals.
- SHT-1/2, SHT-3/2: two channel version, 2-MODULE, an individual program can be run on each channel.

	Output		Time programm			
	1 channel	2 channel	day	week	month	year
SHT-1	•		•	•		
SHT-1/2		•	•	•		
SHT-3	•		•	•	•	•
SHT-3/2		•	•	•	•	•

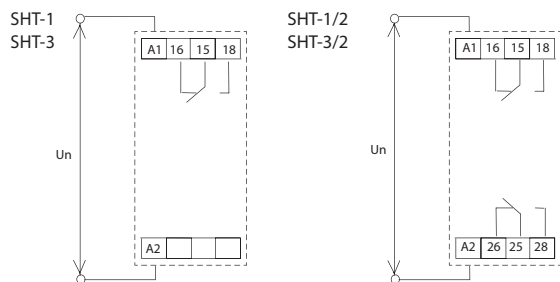
**Description**



**Description of displayed elements on the screen**



**Connection**



**Symbol**

