

NEW

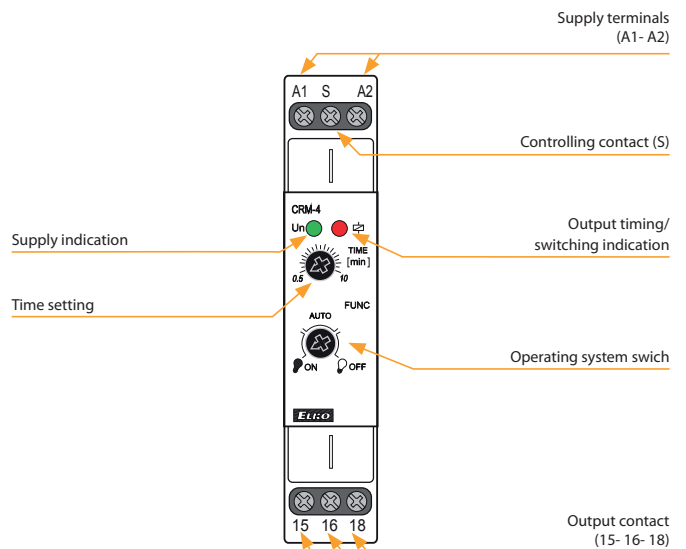


EAN code
CRM-4: 8595188170772

Technical parameters		CRM-4
Number of functions:	3	
Supply terminals:	A1 - A2	
Supply voltage:	AC 230 V (50-60 Hz)	
Consumption max.:	3 VA/1.6 W	
Max. dissipated power (Un + terminals):	4 W	
Supply voltage tolerance:	-15 %; +10 %	
Supply indication:	green LED	
Time ranges:	0.5 - 10 min	
Time setting:	potentiometer	
Time deviation:	5 % - mechanical setting	
Repeat accuracy:	5 % - set value stability	
Temperature coefficient:	0.01 %/°C, at = 20 °C (0.01 %/°F, at = 68 °F)	
Output		
Changeover contacts:	1x changeover (AgSnO ₂)	
Rated current:	16 A/AC1	
Switching capacity:	4000 VA/AC1, 384 W/DC	
Inrush current:	30 A/<3 s	
Switching voltage:	250 V AC/24 V DC	
Output indication:	red LED	
Mechanical life:	10.000.000 ops.	
Electrical life (AC1):	100.000 ops.	
Control		
Control voltage:	AC 230 V	
Power on input max.:	4.5 VA/0.3 W	
Control. terminals:	A1-S or A2-S	
Glow-tubes:	yes	
Max. Current of connected glow lamps:	100 mA	
Impulse length:	min. 40 ms/max. unlimited	
Reset time:	max. 320 ms	
Other information		
Operating temperature:	-20 °C to +55 °C (-4 °F to 131 °F)	
Storage temperature:	-30 °C to +70 °C (-22 °F to 158 °F)	
Dielectric strength:	4 kV (supply - output)	
Operating position:	any	
Mounting:	DIN rail EN 60715	
Protection degree:	IP40 from front panel/IP20 terminals	
Overvoltage category:	III.	
Pollution degree:	2	
Max. cable size (mm ²):	solid wire max. 1x 2.5 or 2x 1.5/ with sleeve max. 1x 2.5 (AWG 12)	
Dimensions:	90 x 17.6 x 64 mm (3.5" x 0.7" x 2.5")	
Weight:	56 g (2 oz.)	
Standards:	EN 61812-1	

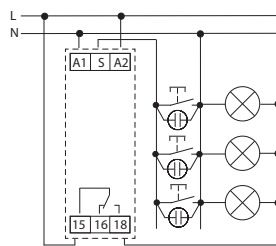
- Simple staircase switch used to control lighting in corridors, halls, staircases, common areas.
- Can also be used for delayed fan run-out e.g. in bathrooms, toilets,...
- 3 functions:
 - ON (permanently closed) - e.g. when cleaning, moving
 - AUTO - STAIRCASE SWITCH without signalization
 - OFF (permanently open) - e.g. when replacing lights.
- Adjustable time range 0.5 to 10 minutes.
- Timing can be terminated by long pressing the control button (>2s).
- Possibility to connect control buttons with glow lamps (max. 100mA).
- Handles surge currents up to 80 A.
- 3-wire or 4-wire connection (input S can be controlled by potential A1 or A2).

Description

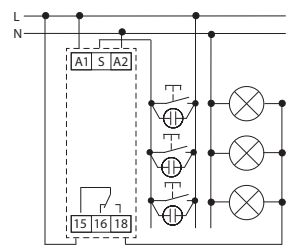


Circuit connection

3-wire connection

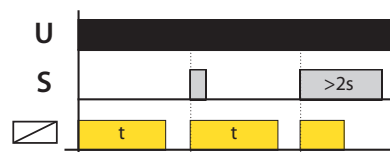


4-wire connection



Function

When switching between functions, the red LED flashes.



AUTO - STAIRCASE SWITCH without signalization

By briefly pressing the control button, the device times the set time. You cannot extend the time interval by briefly pressing the button repeatedly. Function suitable for resistive loads (e.g. bulbs) and loads that do not tolerate frequent switching on and off (e.g. energy saving lamps).

Notice:

- After the supply voltage has been connected, the device always performs 1 time cycle.
- The control input reacts to the potential of terminals A1 and A2.