



second lateral Auxiliary switch, 2 NO contacts, spring-type terminal, for contactors 3RT1

### General technical data

<b>product brand name</b>	SIRIUS
<b>suitability for use</b>	Contactor relay and power contactor
<b>protection class IP on the front</b>	IP20
<b>ambient temperature</b>	
• during storage	-55 ... +80 °C
• during operation	-25 ... +60 °C
<b>mechanical service life (operating cycles) typical</b>	10 000 000
<b>electrical endurance (operating cycles) at AC-15 at 230 V typical</b>	200 000
<b>contact reliability of auxiliary contacts</b>	1 faulty switching per 100 million (17 V, 1 mA)
<b>insulation voltage with degree of pollution 3 at AC rated value</b>	500 V
<b>surge voltage resistance rated value</b>	6 kV

### Auxiliary circuit

<b>number of NC contacts for auxiliary contacts</b>	0
• instantaneous contact	
<b>number of NO contacts for auxiliary contacts</b>	2
• instantaneous contact	
<b>operational current of auxiliary contacts at AC-12</b>	
• at 24 V	10 A
• at 230 V	10 A
• maximum	10 A
<b>operational current</b>	
• of auxiliary contacts	
— at AC-14	
— at 125 V	6 A
— at 250 V	6 A
— at AC-15	
— at 24 V	6 A
— at 230 V	6 A
— at 400 V	3 A
<b>operational current</b>	
• of auxiliary contacts at DC-12	
— at 24 V	10 A
— at 110 V	3 A
— at 220 V	1 A
• with 2 current paths in series at DC-12	
— at 24 V rated value	10 A
— at 60 V rated value	10 A
— at 110 V rated value	4 A
— at 220 V rated value	2 A

— at 440 V rated value	1.3 A
• with 3 current paths in series at DC-12	
— at 24 V rated value	10 A
— at 60 V rated value	10 A
— at 110 V rated value	10 A
— at 220 V rated value	3.6 A
— at 440 V rated value	2.5 A
<b>operational current</b>	
• of auxiliary contacts at DC-13	
— at 24 V	6 A
— at 60 V	2 A
— at 110 V	1 A
— at 220 V	0.3 A
• with 2 current paths in series at DC-13	
— at 24 V rated value	10 A
— at 60 V rated value	3.5 A
— at 110 V rated value	1.3 A
— at 220 V rated value	0.9 A
— at 440 V rated value	0.2 A
• with 3 current paths in series at DC-13	
— at 24 V rated value	10 A
— at 60 V rated value	4.7 A
— at 110 V rated value	3 A
— at 220 V rated value	1.2 A
— at 440 V rated value	0.5 A

#### Installation/ mounting/ dimensions

<b>fastening method</b>	snap-on mounting
<b>width</b>	10 mm
<b>height</b>	72.5 mm
<b>depth</b>	71 mm

#### Connections/ Terminals

<b>type of electrical connection for auxiliary and control circuit</b>	spring-loaded terminals
<b>type of connectable conductor cross-sections</b>	
• for auxiliary contacts	
— finely stranded	
— with core end processing	2x (0.5 ... 1.5 mm <sup>2</sup> )
— without core end processing	2x (0.5 ... 2.5 mm <sup>2</sup> )
• at AWG cables for auxiliary contacts	2x (20 ... 14)

#### Safety related data

<b>product function mirror contact according to IEC 60947-4-1</b>	Yes
• note	with 3RT1
<b>product function positively driven operation according to IEC 60947-5-1</b>	No

#### Certificates/ approvals

<b>General Product Approval</b>	<b>Functional Safety/Safety of Machinery</b>
---------------------------------	--



[Confirmation](#)



[KC](#)



[Type Examination Certificate](#)

#### Declaration of Conformity      Test Certificates      Marine / Shipping



[Special Test Certificate](#)




[Confirmation](#)
[Special Test Certificate](#)
[Vibration and Shock](#)
[ate](#)

#### Further information

Siemens has decided to exit the Russian market (see here).

<https://press.siemens.com/global/en/pressrelease/siemens-wind-down-russian-business>

Siemens is working on the renewal of the current EAC certificates.

Please contact your local Siemens office on the status of validity of the EAC certification if you intend to import or offer to supply these products to an EAC relevant market (other than the sanctioned EAEU member states Russia or Belarus).

Information on the packaging

<https://support.industry.siemens.com/cs/ww/en/view/109813875>

Information- and Downloadcenter (Catalogs, Brochures,...)

<https://www.siemens.com/ic10>

Industry Mall (Online ordering system)

<https://mall.industry.siemens.com/mall/en/en/Catalog/product?mfb=3RH1921-2KA20>

Cax online generator

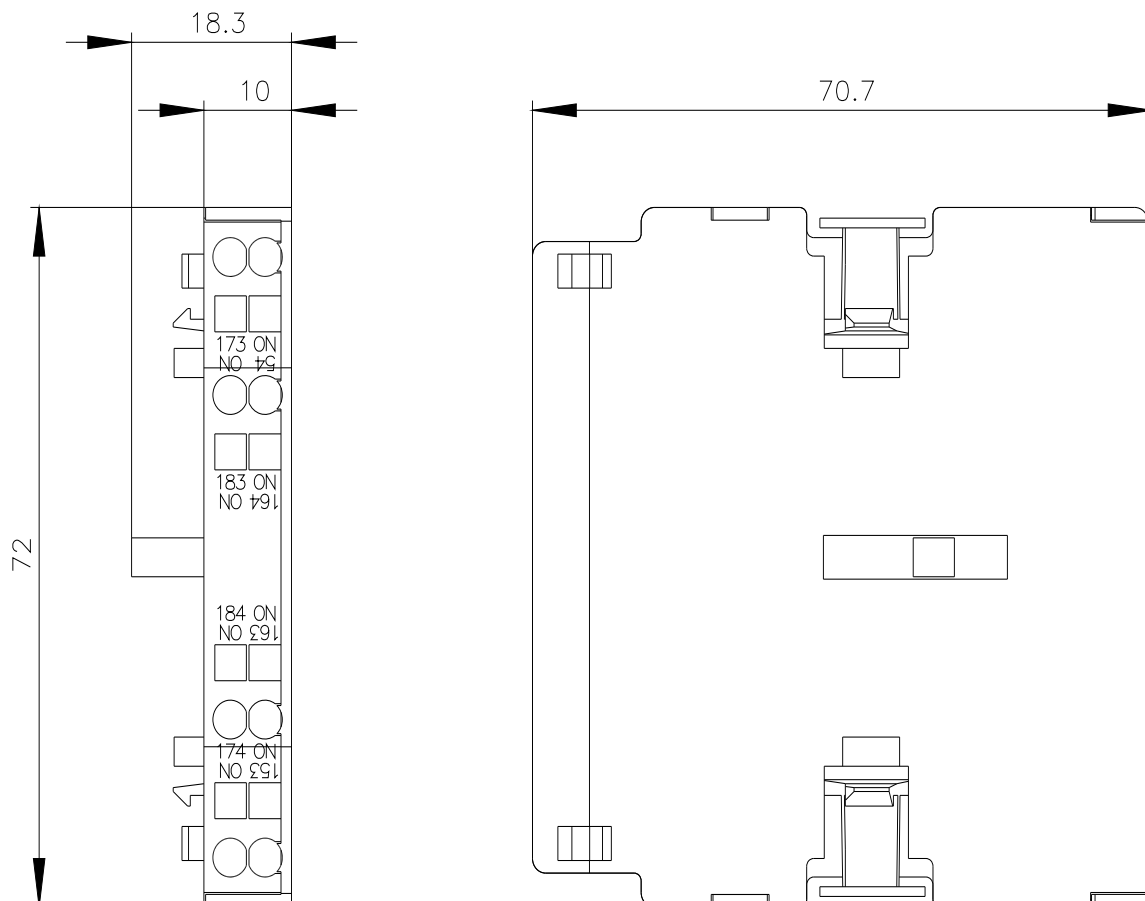
<http://support.automation.siemens.com/WW/CAXorder/default.aspx?lang=en&mfb=3RH1921-2KA20>

Service&Support (Manuals, Certificates, Characteristics, FAQs,...)

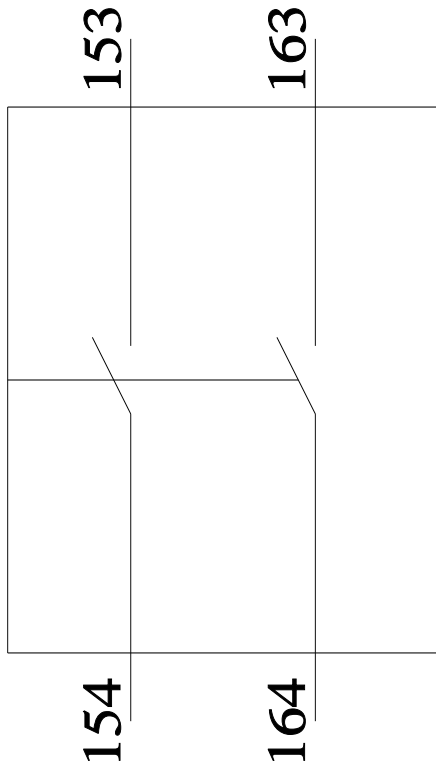
<https://support.industry.siemens.com/cs/ww/en/ps/3RH1921-2KA20>

Image database (product images, 2D dimension drawings, 3D models, device circuit diagrams, EPLAN macros, ...)

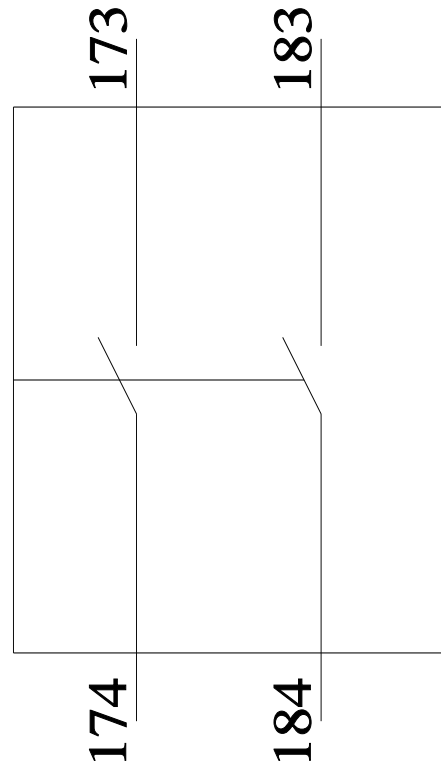
[http://www.automation.siemens.com/bilddb/cax\\_de.aspx?mfb=3RH1921-2KA20&lang=en](http://www.automation.siemens.com/bilddb/cax_de.aspx?mfb=3RH1921-2KA20&lang=en)



## Links / left



## Rechts / right



last modified:

1/18/2021 