



MASTER TL-D Super 80

MASTER TL-D Super 80 36W/865 1SL

The MASTER TL-D Super 80 lamp offers more lumens per watt and better color rendering than TL-D standard colors. Furthermore, it has a lower mercury content. The lamp can be operated in existing TL-D luminaires.

Product data

• General Characteristics

| | |
|--------------------------------|---------------------------------|
| Cap-Base | G13 [Medium Bi-Pin Fluorescent] |
| Cap-Base Information | Green Plate |
| Bulb | T8 [26 mm] |
| Life to 10% failures EM | 12000 hr |
| Life to 10% fail Preheat EL,3h | 17000 hr |
| Life to 10% fail Nonpreh EL,3h | 10000 hr |
| Life to 50% failures EM | 15000 hr |
| Life to 50% fail Preheat EL,3h | 20000 hr |
| Life to 50% fail Nonpreh EL,3h | 12000 hr |
| LSF EM 2000h Rated, 3h cycle | 99 % |
| LSF EM 4000h Rated, 3h cycle | 99 % |
| LSF EM 6000h Rated, 3h cycle | 99 % |
| LSF EM 8000h Rated, 3h cycle | 99 % |
| LSF EM 12000h Rated,3h cycle | 89 % |
| LSF EM 16000h Rated,3h cycle | 33 % |
| LSF EM 20000h Rated,3h cycle | 2 % |

• Light Technical Characteristics

| | |
|-----------------------|--------------------|
| Color Code | 865 [CCT of 6500K] |
| Color Rendering Index | 85 Ra8 |

| | |
|--------------------------------|-------------------------|
| Color Designation (text) | Cool Daylight |
| Color Temperature | 6500 K |
| Luminous Flux EM 25°C, Rated | 3250 Lm |
| Luminous Flux EM 25°C, Nominal | 3250 Lm |
| Luminous Flux Lamp EM 30°C | 2830 Lm |
| Lum Efficacy Rated EM 25°C | 90 Lm/W |
| Luminance Average EM | 1.20 cd/cm ² |
| LLMF EM 2000h Rated | 96 % |
| LLMF EM 4000h Rated | 95 % |
| LLMF EM 6000h Rated | 94 % |
| LLMF EM 8000h Rated | 93 % |
| LLMF EM 12000h Rated | 92 % |
| LLMF EM 16000h Rated | 91 % |
| LLMF EM 20000h Rated | 90 % |
| Design Temperature | 25 C |
| Chromaticity Coordinate X | 313 - |
| Chromaticity Coordinate Y | 337 - |

• Electrical Characteristics

| | |
|--------------|------|
| Lamp Wattage | 36 W |
|--------------|------|



asimpleswitch.com

PHILIPS

MASTER TL-D Super 80

| | |
|-------------------------------|---------|
| Lamp Wattage EM 25°C, Nominal | 36 W |
| Lamp Wattage EM 25°C, Rated | 36.0 W |
| Lamp Voltage EM 25°C | 103 V |
| Lamp Current EM 25°C | 0.440 A |
| Dimmable | Yes |

• Environmental Characteristics

| | |
|-------------------------------|--------|
| Energy Efficiency Label (EEL) | A |
| Mercury (Hg) Content | 2.0 mg |
| Energy consumption kWh/1000h | 42 kWh |

• Product Dimensions


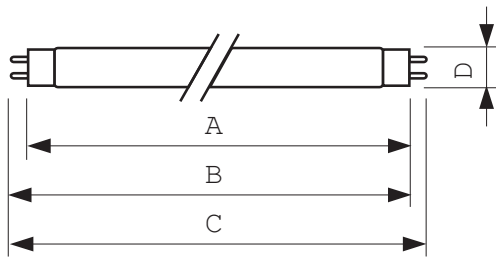
| | |
|--------------------------|-----------------|
| Base Face to Base Face A | 1199.4 (max) mm |
|--------------------------|-----------------|

| | |
|--------------------|-------------------------------|
| Insertion Length B | 1204.1 (min), 1206.5 (max) mm |
| Overall Length C | 1213.6 (max) mm |
| Diameter D | 28 (max) mm |

• Product Data

| | |
|-----------------------------|-------------------------------------|
| Order code | 632074 40 |
| Full product code | 871150063207440 |
| Full product name | MASTER TL-D Super 80 36W/865 1SL |
| Order product name | MASTER TL-D Super 80 36W/865 1SL/25 |
| Pieces per pack | 1 |
| Packing configuration | 25 |
| Packs per outerbox | 25 |
| Bar code on pack - EAN1 | 8711500632074 |
| Bar code on outerbox - EAN3 | 8711500632081 |
| Logistic code(s) - 12NC | 927921086544 |
| ILCOS code | FD-36/65/1B-E-G13 |
| Net weight per piece | 124.600 gr |

Dimensional drawing

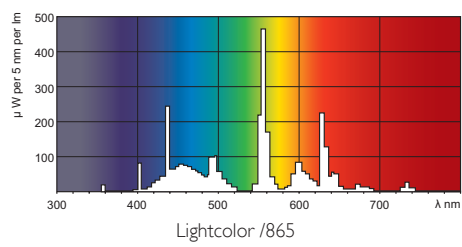
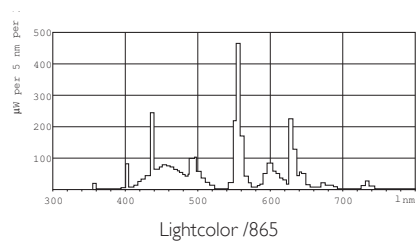


G13

MASTER TL-D Super 80 36W/865 1SL

| Product | A (Max) | B (Min) | B (Max) | C (Max) | D (Max) |
|--------------|---------|---------|---------|---------|---------|
| TL-D 36W/865 | 1199.4 | 1204.1 | 1206.5 | 1213.6 | 28 |

Photometric data



© 2013 Koninklijke Philips N.V. (Royal Philips)
All rights reserved.

Specifications are subject to change without notice. Trademarks are the property of Koninklijke Philips N.V. (Royal Philips) or their respective owners.

www.philips.com/lighting

2013, July 22
data subject to change