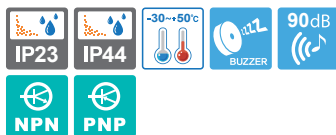


STA45SLM

Ø45mm Slim LED Tower Light



STA45SLM series



Customization

- Wall mount bracket options : Used for mounting on the vertical surface



Wall Mount Bracket
STAWB45



Common Specifications(STA45SLM/ STA45SLMP)

- Ø45mm direct mount/pole mount tower lights
- Aluminum housing displays a unique metallic luster that defines a high class product
- Excellent visibility by using a high brightness LED with a special diffusion lens
- Lens maintains a semi-transparent color when not emitting the specific color of the signal under operation
- Steady mode only(can operate flashing mode with external control) with fixed user selected color arrangement
- Easy mounting with the bolts/screws located at the bottom of the product
- Built-in buzzer available (Volume : Max 90dB at 1m)
- Materials : Lens-Acrylic, Filter lens -AS, Housing-AI
- Ambient operating temperature : -30°C to +50°C
- Protection rating : Standard type-IP44, Built-in buzzer type-IP23
- Certificates : CE Compliant, UL Listed



STA45SLM Ø45mm Direct Mount, LED Steady

Model number	Layer	Voltage	Current	Certificates	Weight	Color
STA45SLM Steady STA45SLM-BZ Steady /w built-in buzzer	1	DC12V DC24V	0.160A 0.080A	 DC24V only DC24V only	3.60kg	• R-Red
	2	DC12V DC24V	0.320A 0.160A		4.03kg	• R-Red • G-Green
	3	DC12V DC24V	0.480A 0.240A		4.45kg	• R-Red • A-Amber • G-Green
	4	DC12V DC24V	0.640A 0.320A		4.95kg	• R-Red • A-Amber • G-Green • B-Blue
	5	DC12V DC24V	0.800A 0.400A		5.46kg	• R-Red • A-Amber • G-Green • B-Blue • W-White

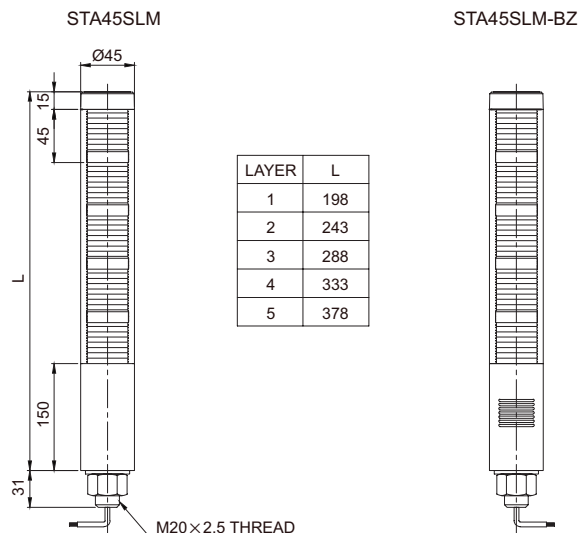
Signal/ Audible Line Current(per each layer)

Voltage settings	DC12V	DC24V
Signal line current	0.160A	0.080A
Audible line current	0.016A	0.031A



Technical Diagram

(Units : mm)



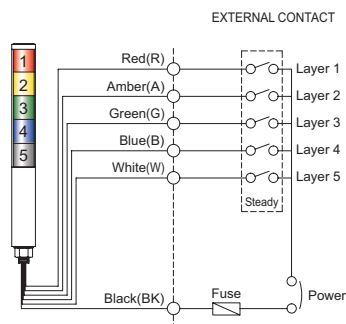


Wiring Instructions

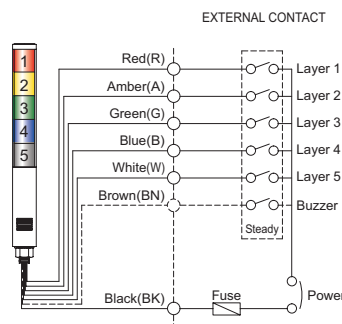
- STA25SLM, STA35SL, STA35SLM and STA45SLM can be wired by using both external contact and transistor.
- In case of wiring by transistor, please make sure if it is NPN type or PNP type. Please carefully follow wiring instructions below.

External Contact

STA25SLM-DC/AC
STA35SL/ STA35SLM-DC



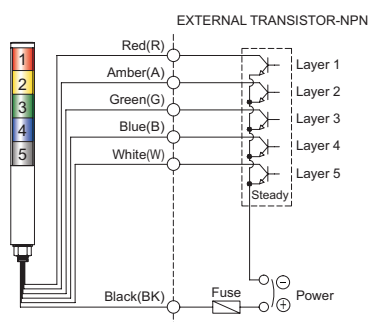
STA45SLM/ STA45SLMP-DC



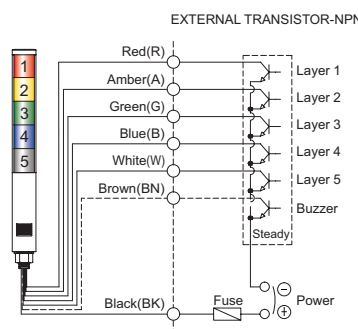
Transistor

NPN-Transistor

STA25SLM-DC
STA35SL/ STA35SLM-DC

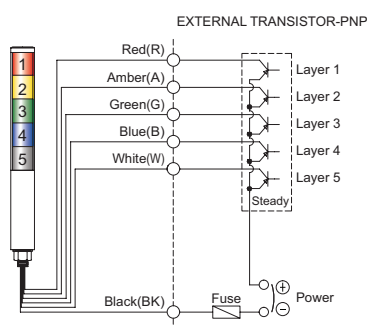


STA45SLM/ STA45SLMP-DC

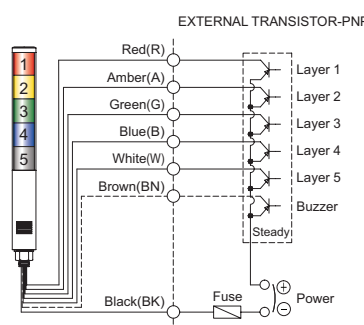


PNP-Transistor

STA25SLM-DC
STA35SL/ STA35SLM-DC



STA45SLM/ STA45SLMP-DC



Wiring Instructions

- External power line and signal line standard : UL1007 AWG22(0.3sq) 400mm

Transistor Rating

Type	NPN or PNP
Withstanding voltage	$V_c \geq 35V$
Current	$I_c \geq 300mA$
Leakage current	$0.1mA \geq I_L$