

1. PVC FLEXIBLE CORD

1.1 SCOPE

This specification shall be in accordance with **EN 50525-2-21**

Rubber insulated cables of rated voltages up to and including 450/750 V

1.2 CONSTRUCTION

CONDUCTOR	ANNEALED COPPER WIRE
INSULATION	Rubber (Blue, Brown, Green / Yellow) MEAN VALUE OF THICKNESS : MIN.0.6mm
SHEATH	Polychloroprene Rubber MEAN VALUE OF THICKNESS : MIN.0.9mm

ITEM	UNIT	SPEC.VALUE	
RATED VOLTAGE (U ₀ /U)	V/V	300/500	
NO. OF CORE	NO.	3	
CONDUCTOR	NOMINAL AREA	mm ²	0.75
	CONSTRUCTION	NO/mm	30/0.18 or 24/0.20
THICKNESS OF INSULATION	mm	0.6	
THICKNESS OF SHEATH	mm	0.9	
NOMINAL OVERALL DIAMETER	mm	7.0±0.2	
CONDUCTOR RESISTANCE(AT 20°C)	ohm/km	26.0(Max.)	
TEST VOLTAGE	V/min	2000/15	

1.3 SOURCE FOR FLEXIBLE CORD

- TA TUN
- LIAN DUNG

2. PLUG

2.1 SCOPE

The plug shall be in accordance with CEE 7
Specification for Plugs and Socket-Outlets for Domestic and Similar Purposes

2.2 CONSTRUCTION

The plug construction shall be in accordance with our Catalogue
NO.LT-322

2.3 CHARACTERISTICS

NO	TEST ITEM	SPEC. VALUE	TEST RESULTS
1.	Moisture resistance test	Samples are kept in a humidity cabinet containing air with a relative humidity between 91 to 95% and a temperature of 20~30°C for a duration of 48 hours.	No damage
2.	Electric strength test	A voltage of A.C.2000V is applied for 1min.after the moisture resistance test.	No flashover and breakdown
3.	Insulation resistance test	This test is measured with a D.C.500V after the moisture resistance test.	Min 5 M Ohm
4.	Normal operation test	The plug is inserted into and withdraw from the socket-outlets 5000 times at rated current. And they shall withstand an electric strength.	Withstand 1500v/1min
5.	Temperature rise test	An alternating current of 10A is passed through poles for 1 hours.	Max.45°C at any points
6.	Bending test	The samples shall be loaded with a weight of 10N(1.02kg) and the oscillating number shall be moved backward and forward through an angle of 90°(45°on either side of the vertical) the number of flexing being 10,000.The rated current of plug is passed through the conductors.After the test, the voltage drop shall not exceed 10mv.	No damage

NO	TEST ITEM	SPEC. VALUE	TEST RESULTS
7.	Tumbling test	The samples are dropped from a height of 50cm onto a steel plate (3mm thick) for a total of 1000 times.	No damage
8.	Cold impact test	The samples are kept in a refrigerator at a temperature of $-15\pm 2^{\circ}\text{C}$, for at least 16 hours The samples are then allowed to fall by the hammer from a height of 10cm.	No damage
9.	Abrasion test	The pin of sample slopes downwards at angles of 10 to the horizontal. The sample is loaded with a force of 4N(0.41kg) on the pin. The number of movement is 10000, and the length of pin subjected to abrasion is approximately 7mm over the insulating collar.	No damage
10.	Heat deformation test	The samples are kept for 1 hour in a heating cabinet at temperature of $100\pm 5^{\circ}\text{C}$.	No damage
11.	Heat pressure test	The samples are applied 20N(2.04kg) at a temperature of $80\pm 2^{\circ}\text{C}$ for 1 hr.	No damage
12.	Aging test	The samples are kept for 168 hours in a heating cabinet at temperature of $80\pm 2^{\circ}\text{C}$.	No damage
13.	Deformation resistance at higher temperature test	The test temperature is 70°C for 6 hours .The test weight is 1N(0.11kg). The diameter of the ball impression shall not be greater than 3mm.	No damage
14.	Pressure test	The samples are applied 300N(30.6kg) at a temperature of $20\pm 2^{\circ}\text{C}$ for 1min.	No damage

3. CONNECTOR

3.1 SCOPE

The connector shall be in accordance with IEC 320 (Appliance coupler).

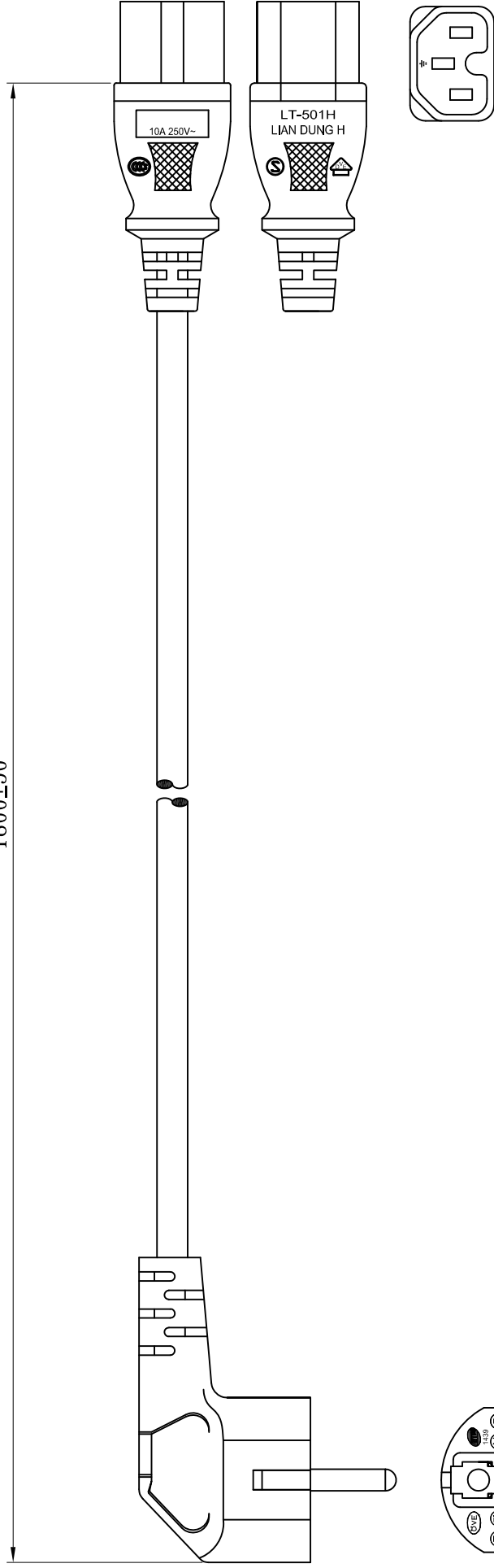
3.2 CONSTRUCTION

The connector construction shall be in accordance with our Catalogue NO.LT-501H

3.3 CHARACTERISTICS

NO	TEST ITEM	SPEC. VALUE	TEST RESULTS
1.	Moisture resistance test	Samples are kept in a humidity cabinet containing air with a relative humidity between 91 to 95% and a temperature of 20~30°C for a duration of 48 hours.	No damage
2.	Electric strength test	A voltage of A.C.2000V is applied for 1 min. after the moisture resistance test.	No flashover and breakdown
3.	Insulation resistance test	This test is measured with a D.C.500V after the moisture resistance test.	Min.5 M Ohm.
4.	Flexing test	The sample shall be loaded with a weight of 10N(1.02kg) and the oscillating number shall be moved backward and forward through an angle of 90°(45°on either side of the vertical) the number of flexing being 20,000. The sample is turned through 90°after 5000 flexing.	No damage
5.	Tumbling test	The samples are drop from a height of 50cm onto a plywood base(10mm thick) for a total of 1000 times	No damage
6.	Cold test	The samples are kept in a refrigerator at a temperature of $-15\pm 2^{\circ}\text{C}$, for 1 hour.	No damage
7.	Heat Deformation test	The samples are kept for 1 hour in a heating cabinet at temperature of $70\pm 2^{\circ}\text{C}$.	No damage

1800±50

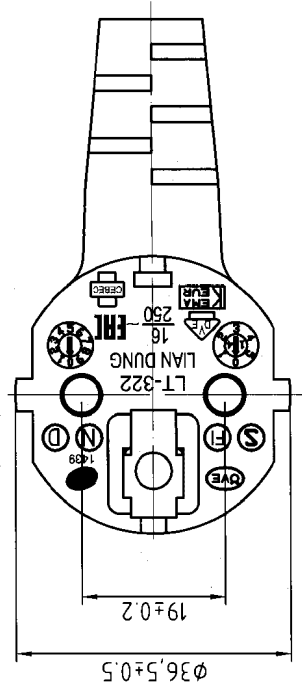
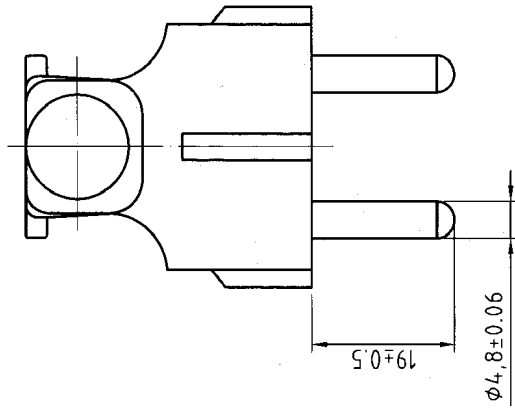
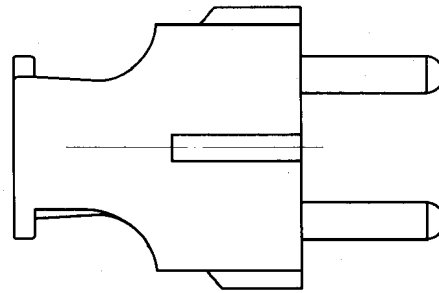
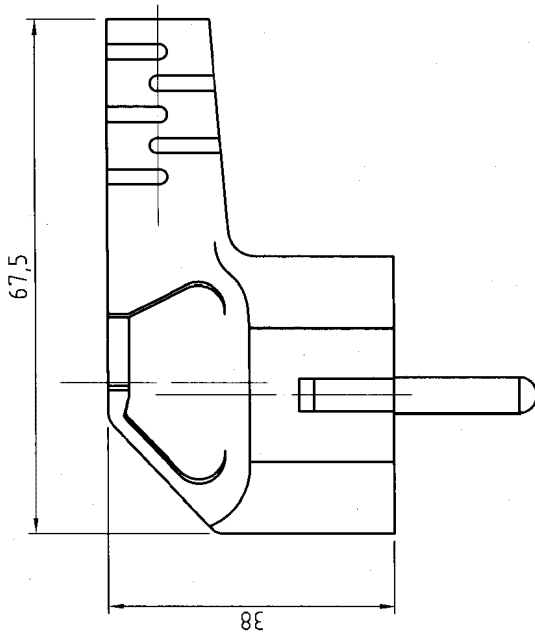
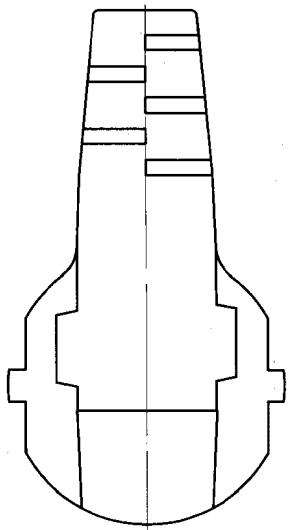


NOTE :

1. PLUG : LT-322 EUROPEAN TYPE
2. CONNECTOR : LT-501H IEC-320 C15
3. CORD : H05RN-F 3G0.75mm² BLK 1.8m
4. APPROVALS : IMQ OVE CEBEC SEMKO SEV VDE DEMKO KEMA NEMKO LCIE EAC
5. CUSTOMER : TME
6. Supplier for flexible cord : TA TUN 、 LIAN DUNG
7. P/N : SN313-3/07/1.8B

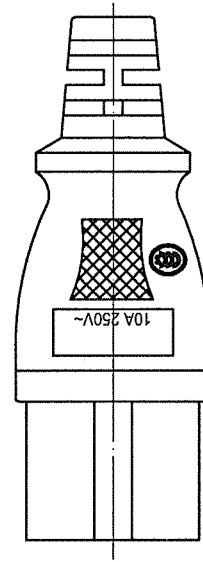
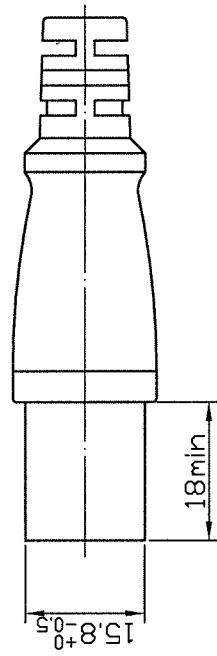
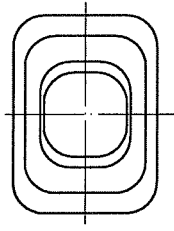
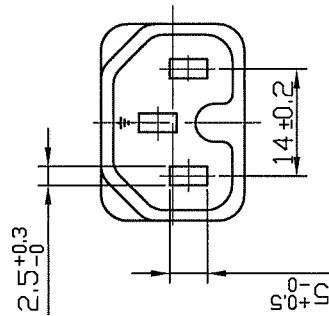
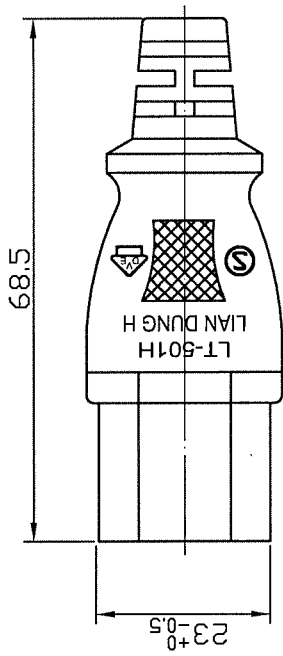
3.			DATE	18/03/14	TITLE	LT-322+501H
2.		APPROVE	REV.	2	Dr.No.	1020348
1.			比例		TOL.	±5mm
PART	DESCRIPTION		ALL DIMENSIONS IN mm			


LIAN DUNG
 ELECTRIC WIRE MATERIAL CO.,LTD.
 聯東電線材料股份有限公司




PART	DESCRIPTION	DATE	DRAWER	DATE	REV.	TITLE	LT-322-CB
1.			蔡惠青 林明宗	15/04/13	11	Dr.No.	C322001
2.						TOL.	±1.2mm
3.					比例 1:1	ALL DIMENSIONS IN mm	


LIAN DUNG
 ELECTRIC WIRE MATERIAL CO.,LTD.
 聯東電線材料股份有限公司



PART	DESCRIPTION	DATE	DRAWER	葉惠菁	DATE	TITLE	LT-501H-CB
1.			APPROVE	林明宗	REV.	Dr.No.	C501H01
2.					比例	TOL.	±1.2mm
3.					1:1	ALL DIMENSIONS IN mm	


LIAN DUNG
 ELECTRIC WIRE MATERIAL CO.,LTD.
 聯東電線材料股份有限公司