

# S7



## »» Features

- 1 C/O or 1NO contact arrangement
- 10A 250VAC
- Pinning 3.2 and 5mm
- UL/CUL, VDE approved
- Special for interface application, heating control, timers
- Comply with RoHS-Directive 2002/95/EC

## »» Type List

Terminal style	Contact form	Designation (provided with)
		Sealed type washable
PCB terminal	1A (SPNO)	S7 100 A..W
		S7 100 E..W
	1C (SPDT)	S7 001 A..W
		S7 001 E..W

## »» Ordering Information

S7 001 E 24 W  
1 2 3 4 5

- |        |   |      |  |
|--------|---|------|--|
| 1. S7  | -- Basic series Designation                 | 4.   | -- Coil voltage : 5=5V; 6=6V; 9=9V;<br>12=12V; 18=18V;<br>24=24V; 48=48V |
| 2. 100 | -- Single pole normaly open - 5,0mm pinning | 5. W | -- Sealed washable   |
| 001    | -- Single pole double throw - 3,2mm pinning |      |  |
| 3. A   | -- Contact material AgNi                    |      |  |
| E      | -- Contact material AgSnO                   |      |  |

## »» Contact Data

Type of contact	Single contact
Configuration	1 NO, 1CO
Rated load	10A/250VAC ; 10A/30VDC
Maximum switching current	10A
Maximum switching voltage	300VDC / 440VAC
Maximum switching capacity	300W / 2500VA
Contact resistance	100mΩ
Contact material	AgNi ; AgSnO ; AgNi gold plated (on request)



### »» Coil rating (DC @+23°C)

Rated voltage (V)	Rated current (mA) ±10%	Coil resistance (Ω) ±10%	Max. continuous voltage	Pick up voltage	Drop out voltage	Power consumption at rated voltage (mW)
5	44.2	113	See curve below	70 % of rated voltage	10 % of rated voltage	220
6	36.6	164				220
9	25	360				230
12	19.3	620				230
18	13.9	1295				250
24	10.2	2350				250
48	6.0	8000				290

### »» Specification

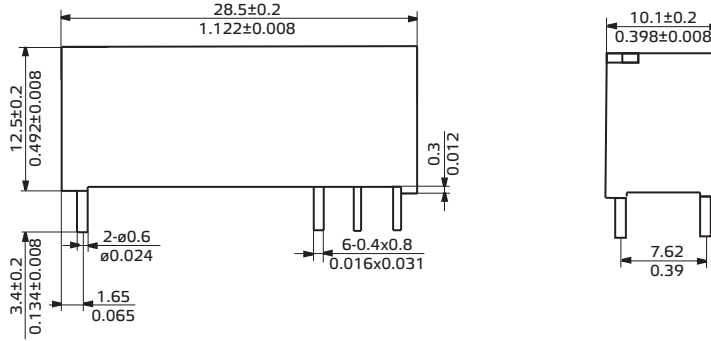
Mechanical life	10x10 <sup>6</sup> cycles	
Electrical life at rated load	1x10 <sup>5</sup> cycles	
Operate Time	10ms Max.	
Release Time	5ms Max.	
Dielectric strength	Between coil and contacts	5000V, 50/60Hz, 1min
	Between open contacts	1000V, 50/60Hz, 1min
Clearance / creepage	Between coil and contacts	5.5 / 8 mm
Vibration resistance (10..55Hz) double amplitude	Operation extremes NO/NC	1.65mm / 0.8mm
	Shock resistance	10 / 5 g
Shock resistance	Operation extremes NO/NC	10 / 5 g
	Damage limits	100 g
Operating ambient tempera-	-40~+85°C (no freezing)	
Approvals	VDE, UL/CUL	
Weight	8g	

### »» Safety Approval

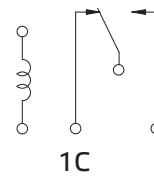
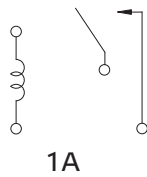
Certified	UL / CUL	VDE
Ratings	10A / 250VAC ; 10A / 30VDC	1C/O: 8A / 250VAC 1NO: 10A / 250 VAC

# S7

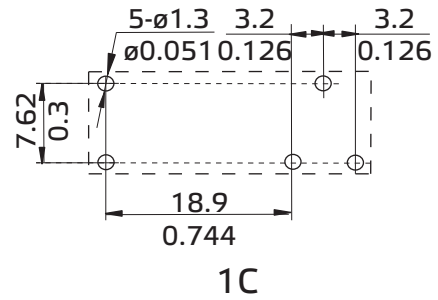
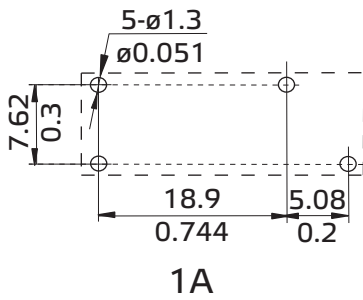
## »» Outline Dimensions



## »» Wiring Diagram Bottom View



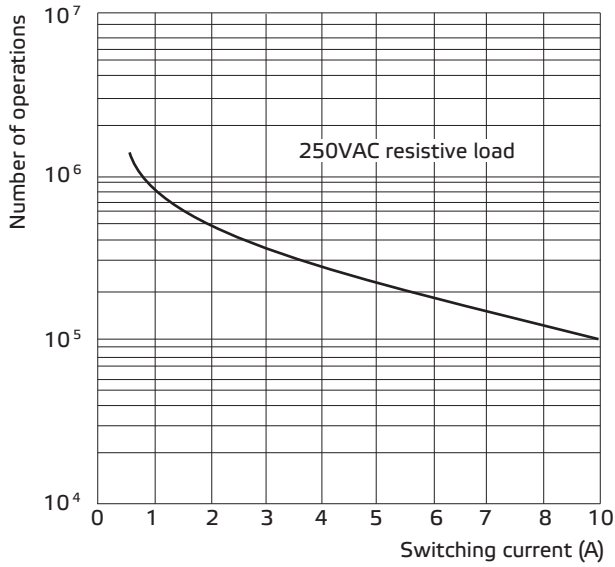
## »» PC Board Layout Bottom View



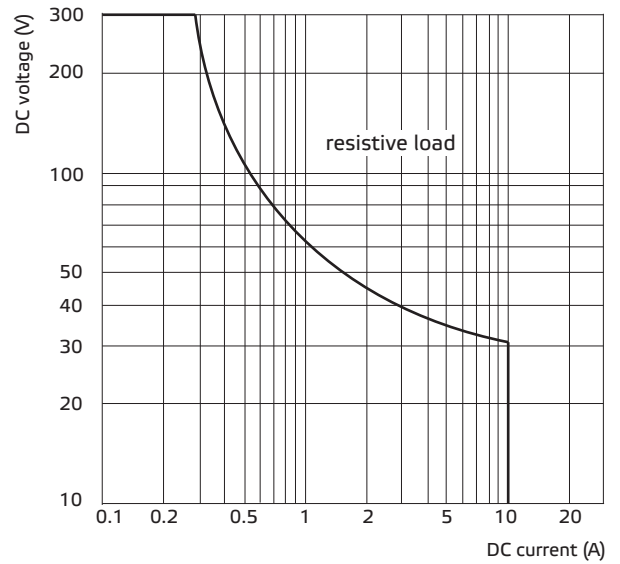


## »» Engineering Data

Electrical endurance



Max. DC load breaking capacity



Coil operating range DC

