

S7



»» Features

- 1 C/O or 1NO contact arrangement
- 10A 250VAC
- Pinning 3.2 and 5mm
- UL/CUL, VDE approved
- Special for interface application, heating control, timers
- Comply with RoHS-Directive 2002/95/EC

»» Type List

Terminal style	Contact form	Designation (provided with)
		Sealed type washable
PCB terminal	1A (SPNO)	S7 100 A..W
		S7 100 E..W
	1C (SPDT)	S7 001 A..W
		S7 001 E..W

»» Ordering Information

S7 001 E 24 W
1 2 3 4 5

- | | | | |
|--------|---|------|--|
| 1. S7 | -- Basic series Designation | 4. | -- Coil voltage : 5=5V; 6=6V; 9=9V;
12=12V; 18=18V;
24=24V; 48=48V |
| 2. 100 | -- Single pole normaly open - 5,0mm pinning | 5. W | -- Sealed washable |
| 001 | -- Single pole double throw - 3,2mm pinning | | |
| 3. A | -- Contact material AgNi | | |
| E | -- Contact material AgSnO | | |

»» Contact Data

Type of contact	Single contact
Configuration	1 NO, 1CO
Rated load	10A/250VAC ; 10A/30VDC
Maximum switching current	10A
Maximum switching voltage	300VDC / 440VAC
Maximum switching capacity	300W / 2500VA
Contact resistance	100mΩ
Contact material	AgNi ; AgSnO ; AgNi gold plated (on request)



»» Coil rating (DC @+23°C)

Rated voltage (V)	Rated current (mA) ±10%	Coil resistance (Ω) ±10%	Max. continuous voltage	Pick up voltage	Drop out voltage	Power consumption at rated voltage (mW)
5	44.2	113	See curve below	70 % of rated voltage	10 % of rated voltage	220
6	36.6	164				220
9	25	360				230
12	19.3	620				230
18	13.9	1295				250
24	10.2	2350				250
48	6.0	8000				290

»» Specification

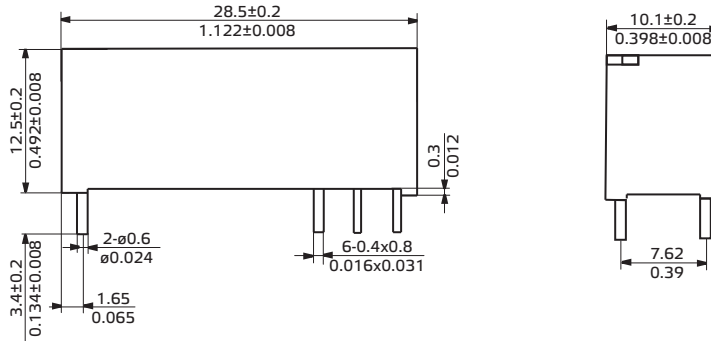
Mechanical life	10x10 ⁶ cycles	
Electrical life at rated load	1x10 ⁵ cycles	
Operate Time	10ms Max.	
Release Time	5ms Max.	
Dielectric strength	Between coil and contacts	5000V, 50/60Hz, 1min
	Between open contacts	1000V, 50/60Hz, 1min
Clearance / creepage	Between coil and contacts	5.5 / 8 mm
Vibration resistance (10..55Hz) double amplitude	Operation extremes NO/NC	1.65mm / 0.8mm
	Shock resistance	10 / 5 g
Shock resistance	Operation extremes NO/NC	10 / 5 g
	Damage limits	100 g
Operating ambient tempera-	-40~+85°C (no freezing)	
Approvals	VDE, UL/CUL	
Weight	8g	

»» Safety Approval

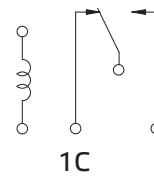
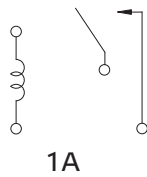
Certified	UL / CUL	VDE
Ratings	10A / 250VAC ; 10A / 30VDC	1C/O: 8A / 250VAC 1NO: 10A / 250 VAC

S7

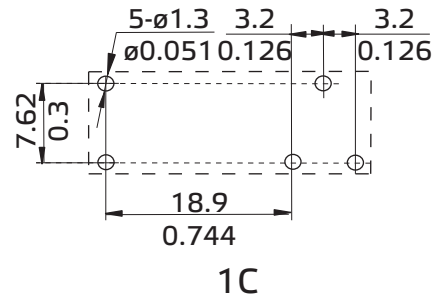
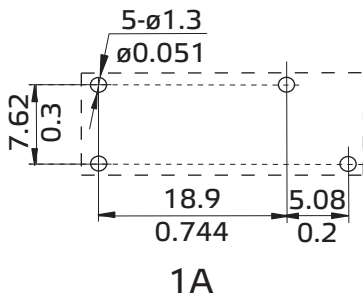
»» Outline Dimensions



»» Wiring Diagram Bottom View



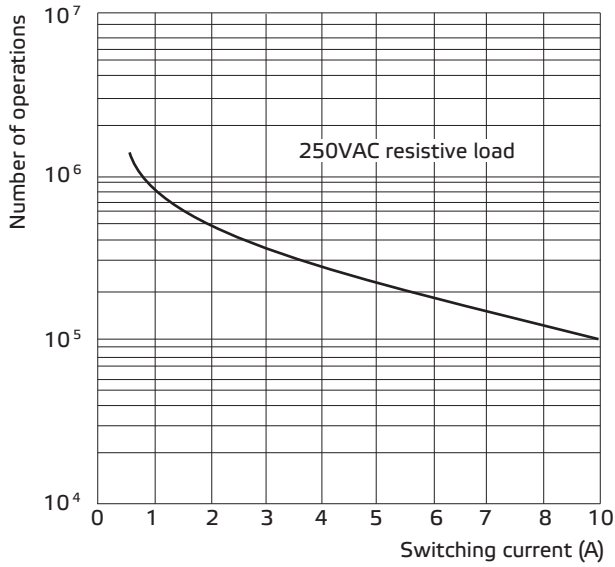
»» PC Board Layout Bottom View



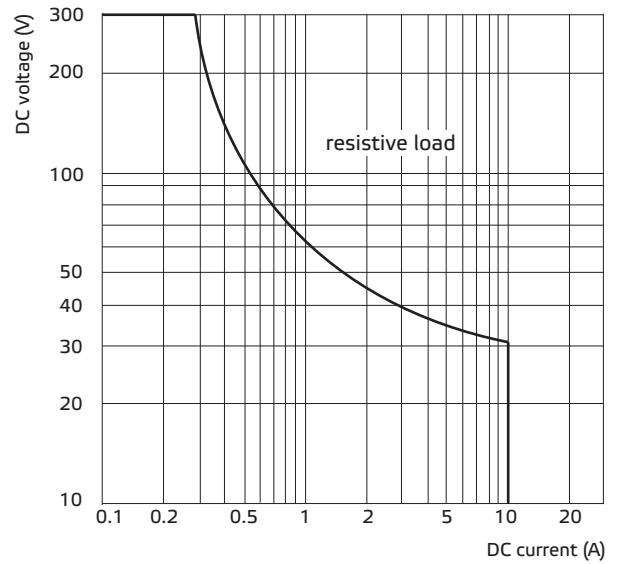


»» Engineering Data

Electrical endurance



Max. DC load breaking capacity



Coil operating range DC

