

Description

JSZ8-A, JSZ8-C
JSZ8-G, JSZ8-V

JSZ8-Y, JSZ8-F

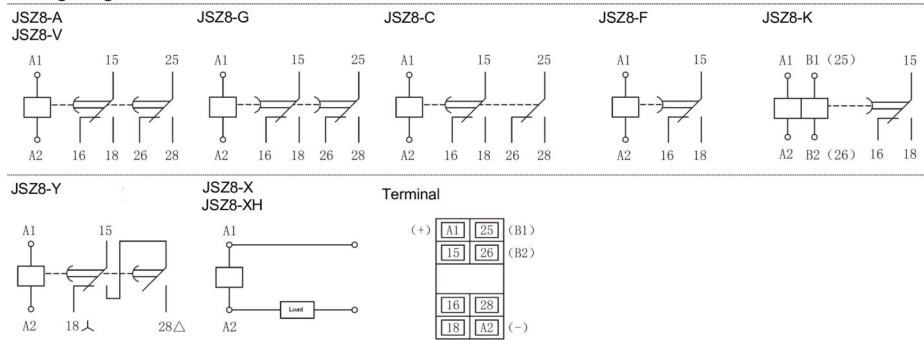
JSZ8-X, JSZ8-K



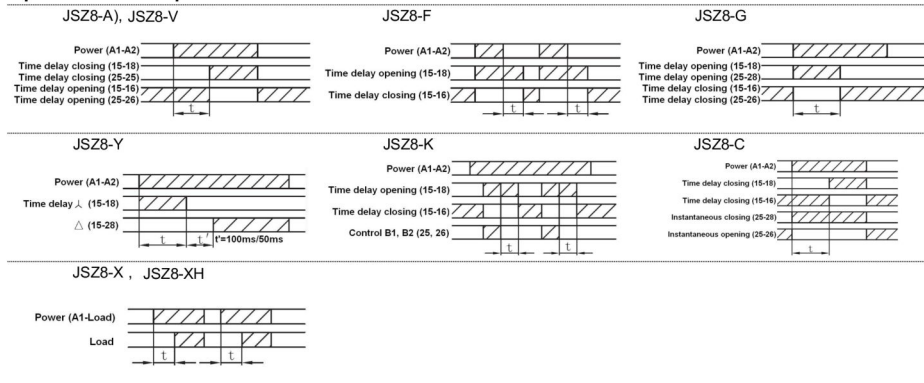
Specification

Model	(JSZ8-A)	(JSZ8-G)	(JSZ8-C)	(JSZ8-K)	(JSZ8-F)	(JSZ8-Y)	(JSZ8-X)	(JSZ8-H)	(JSZ8-V)
Rated Supply Voltage	AC24V, 36V, 110V, 220V, 380V 50Hz, DC24V (Operating voltage fluctuation range: 85% to 110% Ue)								AC/DC 100~240V
Operating mode	Power on delay	Release delay	Power on delay with instantaneous contact	Signal off delay	Power off delay	Star triangle time delay	SCR output (Time delay closing)		Power on delay
Time range	0.1~1s/m, 0.5~5s/m, 1~10s/m, 3~30s/m, 6~60s/m				0.1~1s, 0.5~5s, 1~10s, 3~30s, 6~60s, 12~120s, 18~180s	1~10s, 3~30s, 6~60s, 0.3~3m, 0.5~5m	0.1~1s/m, 0.5~5s/m, 1~10s/m, 3~30s/m, 6~60s/m		
Repetitive error	The range of time delay > 1s, Er ≤ 1%, the range of time delay < 1s, Dr ≤ 50ms.				The range of time delay > 1s, Er ≤ 5%, the range of time delay < 1s, Dr ≤ 100ms.	The range of time delay > 1s, Er ≤ 1%, the range of time delay < 1s, Dr ≤ 50ms.			
Rated Load of the Contact	3A AC220V(Resistive)						1A DC/AC240V	3A AC220V (Resistive)	
Electrical Life	100000 operations min. (3 A at 250 VAC/30 VDC, resistive load)								
Installation	Surface mounting or DIN Rail mounting								

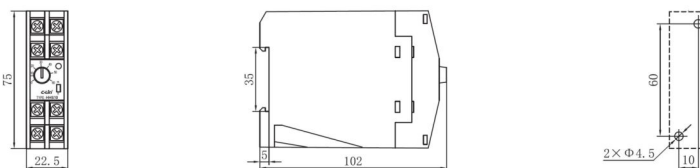
Wiring Diagram



Operation time sequence



Dimension(mm) and Installation(mm)



Application

