



ENERGY STORAGE BATTERY - GEL DEEP CYCLE SERIES

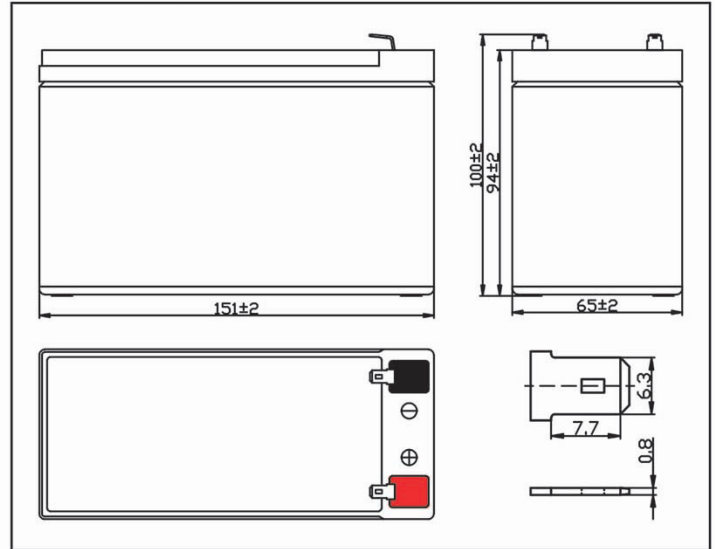
MODEL: OT9-12(GEL)/CD

NO.: 302020001-00045



Plane Chart:

Unit:(mm) Terminal type:(F2)



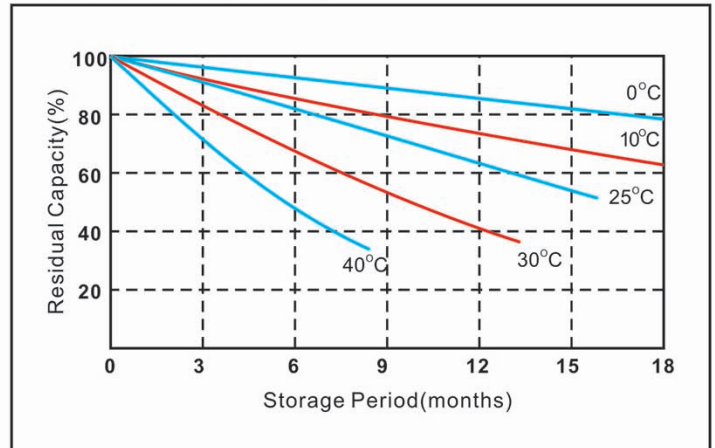
ISO 9001
 ISO 14001
 OHSAS18001



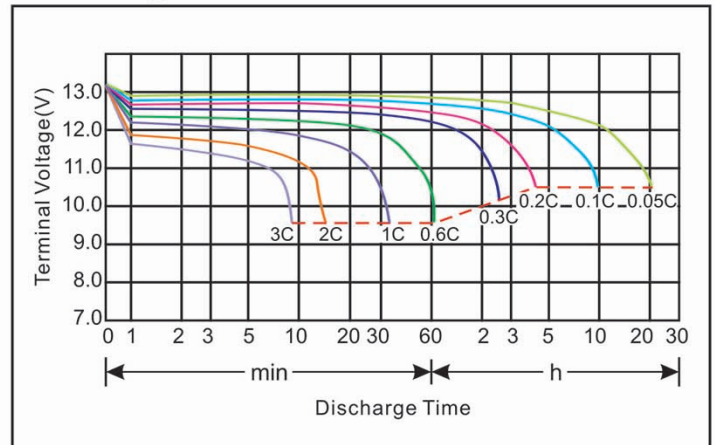
Parameter Chart:

Volts		12V	
Capacity(25°C)	20 hours rate (0.45A)	9Ah	
Discharge Current Testing (25°C)	1 hours rate (5A)	5.1Ah	
	3 hours rate (2.2A)	6.9Ah	
Internal Resistance	Full Charged Battery 25°C	12.5mΩ	
Capacity Affected By Temperature	40°C	104%	
	25°C	100%	
	0°C	83%	
	-15°C	65%	
Residual Capacity (25°C)	Capacity After 3 Months Storage	91%	
	Capacity After 6 Months Storage	82%	
	Capacity After 12 Months Storage	65%	
Charge (Constant Voltage)	Cycle (25°C)	Initial Charging Current Less Than 2.7A Voltage 14.5~14.9V	
	Float (25°C)	Charge Voltage 13.6~13.8V	
Weight (Approx)		2.4Kg	

Residual Capacity

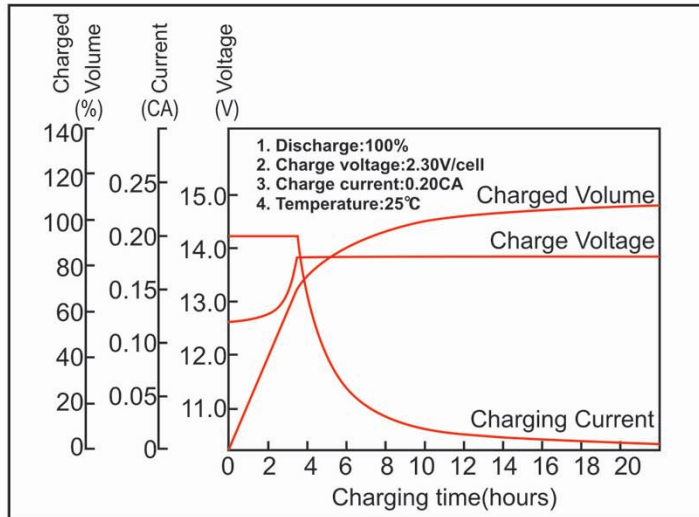


Discharge Current 25°C

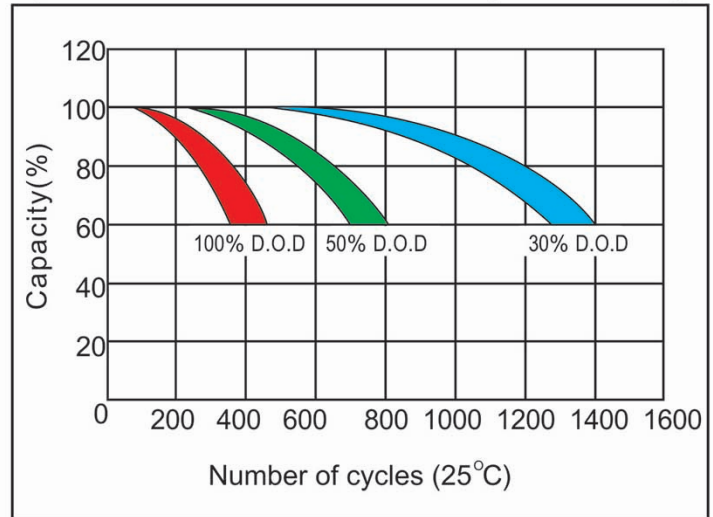


★The above are average and data obtained from the first 3 charge/discharge cycles. These are not minimum values.

Constant voltage charging characteristics



Cycle service life in relation to the depth of discharge



Constant Current Discharge Characteristics (A, 25°C)

F.V/Time	5min	10min	15min	30min	60min	2h	3h	5h	8h	10h	20h
9.60V	39.08	25.75	19.04	10.62	5.81	3.21	2.18	1.51	1.00	0.81	0.45
10.2V	37.17	24.25	18.14	10.22	5.58	3.16	2.15	1.49	0.99	0.81	0.44
10.5V	36.17	23.85	17.84	9.92	5.47	3.13	2.13	1.48	0.98	0.80	0.43
10.8V	34.84	23.05	17.33	9.72	5.30	3.10	2.11	1.46	0.98	0.80	0.43

Constant Current Discharge Characteristics (Watt, 25°C)

F.V/Time	5min	10min	15min	30min	60min	2h	3h	5h	8h	10h	20h
9.60V	435.87	290.58	217.43	121.24	67.33	37.47	25.95	18.04	12.12	9.77	5.45
10.2V	414.83	273.55	206.41	117.32	64.63	36.97	25.55	17.84	11.92	9.74	5.43
10.5V	402.80	268.54	203.41	113.23	63.33	36.57	25.35	17.64	11.72	9.67	5.41
10.8V	388.78	259.52	197.39	111.22	61.42	36.17	25.15	17.43	11.62	9.62	5.39

Capacity Factors With Different Temperature

Battery Type		-20°C	-10°C	0°C	5°C	10°C	20°C	25°C	30°C	40°C	45°C
GEL Battery	12V	50%	70%	83%	85%	90%	98%	100%	102%	104%	105%

★The above are average and data obtained from the first 3 charge/discharge cycles. These are not minimum values.