




JRC-21F(4100)

Contact specification

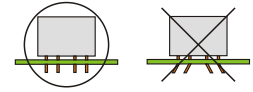
Contact form	1Z、1H
Contact resistance	≤100mΩ (1A 6VDC)
Contact material	AgCdO AgSnO ₂
Contact capacity	1A 240VAC/30VDC 2A 120VAC



JRC-21F(4100)

Technical specification

Insulation resistance	≥100MΩ (500VDC)
Dielectric strength	Between coil and contacts ≥500VAC 1min
	Between open contacts ≥500VAC 1min
Terminal type	PCB mounting



Coil specification

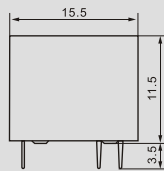
Rated coil power	360mW
------------------	-------

Coil data

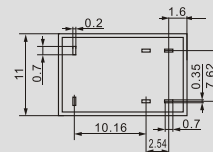
Nominal voltage	Operate voltage	Release voltage	Coil resistance
VDC	VDC	VDC	Ω ± 10%
3	2.3	0.3	25
5	3.8	0.5	70
6	4.5	0.6	100
9	6.8	0.9	220
12	9.0	1.2	400
24	18.0	2.4	1600

Outline dimension、Mounting holes (Bottom view)、Wiring diagram (Bottom view)

JRC-21F(4100) Outline dimension



JRC-21F(4100) Mounting holes (Bottom view)



JRC-21F(4100) Wiring diagram (Bottom view)

