



<b>LA4180,4182</b>	monolithic linear IC	CIRCUIT DRAWING No.2072
2-CHANNEL AF POWER AMP. FOR TAPE RECORDER, RADIO		 3022A


**Features**

- Built-in 2 channels enabling use in stereo and bridge amplifier applications.
- High output.  
 LA4180: 1W typ./channel,  $V_{CC}=6V$ ,  $R_L=4$  ohm, and 2.8W typ./bridge amplifier,  $V_{CC}=9V$ ,  $R_L=4$ ohm.  
 LA4182: 2.3W typ./channel,  $V_{CC}=9V$ ,  $R_L=4$  ohm, and 4.7W typ./bridge amplifier,  $V_{CC}=9V$ ,  $R_L=8$ ohm.
- Minimum number of external parts required: 9 pcs. min. (Stereo/bridge).
- Small pop noise at the time of power supply ON/OFF due to built-in muting circuit.
- Good ripple rejection due to built-in ripple filter.
- Soft tone at the time of output saturation.
- Good channel separation.
- Voltage gain fixed at 45dB (Bridge: 51dB). Variable voltage gain available with external resistor added.
- Easy to design radiator fin.

<b>LA4183</b>	monolithic linear IC	CIRCUIT DRAWING No.2072
2-CHANNEL AF POWER AMP. FOR TAPE RECORDER, RADIO		 3022A

**Features**

- Built-in 2 channels enabling use in stereo and bridge amplifier applications.
- High output.  
 2.3W typ./channel,  $V_{CC}=9V$ ,  $R_L=4$ ohm, and 4.7W typ./bridge amplifier,  $V_{CC}=9V$ ,  $R_L=8$  ohm.
- Low switching distortion at high frequencies.
- Minimum number of external parts required: 9 pcs. min. (Stereo/bridge).
- Small pop noise at the time of power supply ON/OFF due to built-in muting circuit.
- Good ripple rejection due to built-in ripple filter.
- Soft tone at the time of output saturation.
- Good channel separation.
- Voltage gain fixed at 45dB (Bridge: 51dB). Variable voltage gain available with external resistor added.

<b>LA4185,4185T</b>	monolithic linear IC	CIRCUIT DRAWING No.2073
2-CHANNEL AF POWER AMP. FOR TAPE RECORDER, RADIO		 3023A

**Features**

- Built-in 2 channels enabling use in stereo and bridge amplifier applications.
- High output.  
 LA4185: 2.4W typ./channel,  $V_{CC}=9V$ ,  $R_L=4$  ohm, and 7.7W typ./bridge amplifier,  $V_{CC}=9V$ ,  $R_L=4$ ohm.  
 LA4185T: 4.2W typ./channel,  $V_{CC}=12V$ ,  $R_L=4$ ohm, and 9.0W typ./bridge amplifier,  $V_{CC}=12V$ ,  $R_L=8$ ohm.
- Low switching distortion at high frequencies.
- Minimum number of external parts required: 9 pcs. min. (Stereo/bridge).
- Small pop noise at the time of power supply ON/OFF due to built-in muting circuit.
- Good ripple rejection due to built-in ripple filter.
- Soft tone at the time of output saturation.
- Good channel separation.
- Voltage gain fixed at 45dB (Bridge: 51dB). Variable voltage gain available with external resistor added.
- Easy to mount on board and also easy to design radiator fin due to use of 14-pin single end package.