


Installation Guide




DS-72xx Series DVR

DS-7204HVI-ST/SN and DS-7204HFI-ST/SN Rear Panel:




DS-7208HVI-ST/SN Rear Panel:




DS-7208HFI-ST/SN Rear Panel:



DS-7216HVI-ST/SN Rear Panel:



DS-7216HFI-ST/SN Rear Panel:



Installation Guide



DS-72xx Series DVR

No.	Item	Description
1	USB	Connector for USB devices
2	VIDEO OUT	BNC connectors for main video out
3	VIDEO IN	BNC connectors for analog video input
4	AUDIO IN	RCA connectors for analog audio input
5	AUDIO OUT	RCA connector for audio output
6	VGA	DB15 connector for VGA output. Display local video output and menu
7	LAN	Connector for LAN (Local Area Network)
8	RS-485 Interface	Connector for RS-485 devices. T+, T- pin connects to PTZ
9	POWER	Switch for turn on/off the device
10	Alarm	4 alarm input, 1 alarm output
11	12V	12VDC power supply
12	GND	Ground(needs to be connected when DVR starts up)